

 **AVENGER**

CINE SUPPORT  
SOLUTIONS





 **AVENGER**

**Manfrotto** is a worldwide market leader in the **design, production and distribution of professional supports for the imaging industry**, with a particular expertise in the sectors of photography, video, cinematography and entertainment. Founded in 1972 and based on Lino Manfrotto's experience in the field, the company's mission has always been to support and simplify the work of reporters, photographers and producers.

### **An all-Italian history and tradition**

At the end of the 60's Lino Manfrotto was a photo reporter in Bassano del Grappa for *Il Gazzettino* and *Il Giornale di Vicenza*. He was also engaged in industrial and advertising photography. The photographer's studio equipment was cumbersome and heavy and did not facilitate the work of professionals. The market offered a wide range of studio flash-units and quartz illuminators, but completely neglected basic accessories such as stands, booms and clamps. Thus, with the help of a collaborator, **Lino Manfrotto realized his first products**, including a **light and sturdy lamp stand**, that was finally high enough. For a couple of years he produced just a few pieces to meet the needs of his photographer friends. Later, he decided to present them on an international level, obtaining his first significant order from a Swiss distributor. The garage became a production workshop. Just there, the first Manfrotto booms, telescopic rods and other stands were manufactured. He soon realized that the production capacity was insufficient to address all the orders from customers.

### **The 70's**

In 1972 Lino Manfrotto met Gilberto Battocchio, a technician working for a Bassano mechanical firm. The commercial and product soul had met his technical counterpart. It was an all-important moment.

Battocchio's arrival turned Lino's products into three-dimensional solutions. The two made a great team, and within just a few short years they had created a leading enterprise on a world level.


In 1974 the first Manfrotto tripod was launched. Innovative, light and versatile, Manfrotto tripods and stands achieved success in many markets. Articles such as the Superboom, Autopole®, and Superclamp® became an important part of every photographic studio all over the world.

### **The beginning of Avenger**

In 1988 the Avenger brand was established and started production in Feltre, responding to the needs of photo and cine markets. Avenger range of products, including stands, clamps, grips, light modifiers and accessories have s been designed in consultation with key cine industry professionals delivering the right combination of quality and performance to meet the exacting demands of the motion picture industry.

Our products are built tough, to withstand extreme use whether in the studio or on location including, rough atmospheric conditions. Avenger grip's mission is to be your "problem solver" our well known products **Strato Safe** and, **Long John Silver** are just 2 examples of items designed and built to meet a specific need of the industry. Safety is a No1 priority at Avenger, our world class research and development team ensures our products meet and exceed the internationally recognised safety standards such as DIN 56950, TÜV, ISO9001 and ISO14001. Service to our customers both before and after sales is essential. We have a worldwide network of distribution partners supporting you from the selection of products through to providing spare parts when required.

We hope you find this catalogue a useful tool and remind you to visit our web site at [www.avengergrip.com](http://www.avengergrip.com) for the latest updates on products.



At Avenger our primary concern is to make the highest quality, most reliable and safest products for you to use. As such we embrace several different quality assurance regimens TÜV, DIN & CE. These acreditations are your guarantee that our products meet and exceed the most exacting tests for safety and reliability.

**TÜV SÜD** Certification Mark assures quality. Within our collection you will notice some products that are certified with TÜV SÜD.

TÜV SÜD is a globally recognised, leading independent product Certification Body, providing minimum performance standards, certification and approval schemes for a wide range of products whether mandatory or voluntary. TÜV SÜD's distinctive blue octagon mark is instantly recognised everywhere as a symbol of quality and safety.

We have chosen to have our product tested for compliance with the technical requirements of their voluntary standards, it is important to note that TÜV regularly updates the standards and we recheck our equipment for compliceance, making modifications as and when required. Our commitment to your safety never diminishes and is a key differentiator of the Avenger brand from others in the market.

As company we also comply to the **DIN 56950**.

This safety standard applies to machinery and machinery installations used in places of assembly and in staging and production facilities for events and theatrical productions (stage machinery, for short).

Such facilities include: theatres, multi-purpose halls, exhibition halls; film, television and radio studios.



All Avenger products are designed, engineered and made in Italy.

# PRODUCTS



STANDS

6

LIGHT CONTROL

38

SYSTEMS

50

ACCESSORIES

80




# STANDS







## STANDS PROPERTIES




Aluminum and Steel versions available. Alu Stand for lightness and steel stand for robustness and durability.



Levelling leg available in all the stands for ease of use on all different floor types. A fundamental feature for outdoor applications.




All the components are assembled using bolts (no rivets) for extra rigidity and easy maintenance if required.




Captive handle: thanks to this special machining on the threads, it is impossible to loose the handle even if completely unscrewed.



Captive collars: thanks to a special design, even if the user unscrews the locking nut, of this component the inner alu insert and dedicated machining of the tube does not allow for the column to separate.



Storing Device: this clever component permits easy and safe storage during transportation or in the warehouse.



Mobile Column: thanks to the double handles on the spider casting, the stand becomes more stable when lowering the central column on to the ground.



Dedicated design of the collars.  
It avoids any fingers pinching.



All the bases are made of square tubes  
in order to guarantee the best stability.



Welded spigot (steel version)  
guarantees the highest mechanical  
performance and reliability during  
the products working life.



All the strategic aluminum components  
which have to guarantee safety of the  
product are made using the Gravity  
Casting technology. This process  
excludes any possibility of having  
air bubbles getting into the casting.



All the aluminum columns are  
assembled using electro-welded tubes.  
These components offer a higher stress  
resistance (bending and breaking)  
compared with the traditional  
extruded tubes.

## HOW TO READ THE STAND CODES

**A 20 18 L CB**

stands  
type

**A** Standard  
Collars  
**B** Wind Stand

stands  
family

**00** Baby  
**10** Combo  
**20** Century  
**30** Overhead  
**40** Boom  
**50** Roller  
**60** Wind Up  
**70** Strato Safe

maximum  
height

(4,5 → 4,5m)

century stands  
features

**L** Sliding leg  
**F** Fixed leg  
**D** Detacheable  
base

material and  
attachment

**CS** Chrome Steel  
**B** Alu Black  
**X** Inox  
**CB** Chrome  
Black Steel  
**J** Japanese  
attachment

# CENTURY STANDS



**DETACHABLE**

## **A2016D** C-STAND 16 DETACHABLE CHROME FINISH VERSION

84cm 33.1in	155cm 61in	84cm 33.1in	95cm 37.4in	5,6kg 12.3lb
10kg 22lb	28mm 1" 1/8	16mm 5/8"	28mm 1" 1/8	

Chrome plated steel stand.  
3 sections, 2 risers. Ø: 35, 30, 25mm. Leg Ø: 25mm.

## **A2022D** C-STAND 22 DETACHABLE CHROME FINISH VERSION

110cm 43.3in	222cm 87.4in	110cm 43.3in	95cm 37.4in	5,9kg 13lb
10kg 22lb	28mm 1" 1/8	16mm 5/8"	28mm 1" 1/8	

Chrome plated steel stand.  
3 sections, 2 risers. Ø: 35, 30, 25mm. Leg Ø: 25mm.

## **A2030D** C-STAND 30 DETACHABLE CHROME FINISH VERSION

134cm 52.8in	300cm 118.1in	134cm 52.8in	95cm 37.4in	6,2kg 13.7lb
10kg 22lb	28mm 1" 1/8	16mm 5/8"	28mm 1" 1/8	

Chrome plated steel stand.  
3 sections, 2 risers. Ø: 35, 30, 25mm. Leg Ø: 25mm.

## **A2016DCB** C-STAND 16 DETACHABLE BLACK CHROME FINISH VERSION

## **A2022DCB** C-STAND 22 DETACHABLE BLACK CHROME FINISH VERSION

## **A2030DCB** C-STAND 30 DETACHABLE BLACK CHROME FINISH VERSION

\* Please note: the Japanese versions of the stands have a 17,5mm female top attachment 17,5mm

**A2018F****C-STAND 18**

CHROME FINISH VERSION

84cm 33.1in	175cm 68.9in	84cm 33.1in	95cm 37.4in	4,3kg 9.5lb
8kg 17.6lb	16mm 5/8"			

Chrome plated steel stand.  
3 sections, 2 risers.  
Ø: 35, 30, 25mm. Leg Ø: 25mm.

**A2025F****C-STAND 25**

CHROME FINISH VERSION

110cm 43.3in	253cm 99.6in	110cm 43.3in	95cm 37.4in	5kg 11lb
10kg 22lb	16mm 5/8"			

Chrome plated steel stand.  
3 sections, 2 risers. Ø: 35, 30, 25mm. Leg Ø: 25mm.

**A2033F****C-STAND 33**

CHROME FINISH VERSION

134cm 52.8in	328cm 129.1in	134cm 52.8in	95cm 37.4in	5,5kg 12.1lb
10kg 22lb	16mm 5/8"			

Chrome plated steel stand.  
3 sections, 2 risers. Ø: 35, 30, 25mm. Leg Ø: 25mm.

**A2018FJCB****C-STAND 18**BLACK CHROME FINISH  
JAPANESE VERSION\***A2025FCB****C-STAND 25**

BLACK CHROME FINISH VERSION

**A2018FCB****C-STAND 33**

BLACK CHROME FINISH VERSION

**STANDARD BASE**

A2018F



A2018L

**SLIDING LEG****A2018L****C-STAND 18 SLIDING LEG**

CHROME FINISH VERSION

84cm 33.1in	175cm 68.9in	84cm 33.1in	95cm 37.4in	4,3kg 9.5lb
8kg 17.6lb	16mm 5/8"			

Chrome plated steel stand.  
3 sections, 2 risers. Ø: 35, 30, 25mm. Leg Ø: 25mm.

**A2025L****C-STAND 25 SLIDING LEG**

CHROME FINISH VERSION

110cm 43.3in	253cm 99.6in	110cm 43.3in	95cm 37.4in	5,8kg 12.8lb
10kg 22lb	16mm 5/8"			

Chrome plated steel stand.  
3 sections, 2 risers. Ø: 35, 30, 25mm. Leg Ø: 25mm.

**A2033L****C-STAND 33 SLIDING LEG**

CHROME FINISH VERSION

134cm 52.8in	328cm 129.1in	134cm 52.8in	95cm 37.4in	5,5kg 12.1lb
10kg 22lb	16mm 5/8"			

Chrome plated steel stand.  
3 sections, 2 risers. Ø: 35, 30, 25mm. Leg Ø: 25mm.

**A2018LCB****C-STAND 18 SLIDING LEG**

BLACK CHROME FINISH VERSION

**A2025LCB****C-STAND 25 SLIDING LEG**

BLACK CHROME FINISH VERSION

**A2033LCB****C-STAND 33 SLIDING LEG**

BLACK CHROME FINISH VERSION

**A2018LJ****C-STAND 18 SLIDING LEG**

CHROME FINISH JAPANESE VERSION\*

**A2025LJ****C-STAND 25 SLIDING LEG**

CHROME FINISH JAPANESE VERSION\*

**A2033LJ****C-STAND 33 SLIDING LEG**

CHROME FINISH JAPANESE VERSION\*

**A2018LJCB****C-STAND 18 SLIDING LEG**

BLACK CHROME FINISH JAPANESE VERSION\*

**A2025LJCB****C-STAND 25 SLIDING LEG**

BLACK CHROME FINISH JAPANESE VERSION\*

**A2033LJCB****C-STAND 33 SLIDING LEG**

BLACK CHROME FINISH JAPANESE VERSION\*

# CENTURY STANDS

A2009



**BASE**

**A2009**  
C-STAND BASE  
CHROME FINISH VERSION

27cm 10.6in	95cm 37.4in	2,7kg 6.6lb	28mm 1" 1/8

**A2009CB**  
C-STAND BASE  
BLACK CHROME FINISH VERSION

**A2007**  
C-STAND MINI BASE  
CHROME FINISH VERSION

27cm 10.6in	95cm 37.4in	2,7kg 6.6lb	28mm 1" 1/8

**A2007CB**  
C-STAND MINI BASE  
BLACK CHROME FINISH VERSION



A2014

**COLUMN**

**A2014**  
C-STAND COLUMN 14  
CHROME FINISH VERSION

68cm 26.8in	139cm 54.7in	2,2kg 4.9lb	16mm 5/8"	28mm 1" 1/8

3 sections (Ø: 35, 30, 25mm) chrome steel column.

**A2020**  
C-STAND COLUMN 20  
CHROME FINISH VERSION

95cm 37.4in	206cm 81.1in	2,8kg 6.2lb	16mm 5/8"	28mm 1" 1/8

3 sections (Ø: 35, 30, 25mm) chrome steel column.

**A2029**  
C-STAND COLUMN 29  
CHROME FINISH VERSION

118cm 46.5in	285cm 112.2in	3,3kg 7.3lb	16mm 5/8"	28mm 1" 1/8

3 sections (Ø: 35, 30, 25mm) chrome steel column.

**A2014CB**  
C-STAND COLUMN 14  
BLACK CHROME FINISH VERSION

**A2020CB**  
C-STAND COLUMN 20  
BLACK CHROME FINISH VERSION

**A2029CB**  
C-STAND COLUMN 29  
BLACK CHROME FINISH VERSION

\* Please note: the Japanese versions of the stands have a 17,5mm female top attachment 17,5mm

**A2020JCB**  
C-STAND COLUMN 20  
BLACK CHROME FINISH JAPANESE VERSION\*



**A2033FKIT**  
**C-STAND KIT 33**  
 CHROME FINISH VERSION

Chrome plated steel stand.  
 3 sections, 2 risers. Ø: 35, 30, 25mm. Leg Ø: 25mm.

includes:  
 A2033F C-STAND  
 D200 2" GRIP HEAD  
 D520 40" EXTENSION GRIP ARM

**A2033FCBKIT**  
**C-STAND KIT 33**  
 BLACK CHROME FINISH VERSION

**A2033LKIT**  
**C-STAND KIT 33 SLIDING LEG**  
 CHROME FINISH VERSION

Chrome plated steel stand.  
 3 sections, 2 risers. Ø: 35, 30, 25mm. Leg Ø: 25mm.

includes:  
 A2033L C-STAND  
 D200 2" GRIP HEAD  
 D520 40" EXTENSION GRIP ARM

**A2030DKIT**  
**C-STAND KIT 30 DETACHABLE**  
 CHROME FINISH VERSION

Chrome plated steel stand.  
 3 sections, 2 risers. Ø: 35, 30, 25mm. Leg Ø: 25mm.

includes:  
 A2030D C-STAND  
 D200 2" GRIP HEAD  
 D520 40" EXTENSION GRIP ARM

**A2030DCBKIT**  
**C-STAND KIT 30 DETACHABLE**  
 BLACK CHROME FINISH VERSION

**KIT**

# CENTURY **STANDS** ACCESSORIES

Our Grip Heads have been specifically designed to hold scrims, flags, floppies & cutters mounted on Century Stands, or butterfly frames mounted on Overhead Stands during film, video or photo shoots. Extension offset arms, used in combination with Grip Heads, provide an extended grip point for scrims, flags and small lights, and are available in two lengths: 20" (51cm) and 40" (102cm). The Grip Head can be combined with other accessories to solve most light and light modification accessory positioning problems. Grip Heads are available in two specific diameters, the standard is 2" 1/2 the Jumbo version is 4".

T-Top  
Rubber covering  
for added grip of the  
handle (different  
colours available  
for customization).



Dedicated ball bearing.  
Fundamental component  
for the highest torque.  
(+40% jaw's pressure,  
+90% twisting  
resistance applied to  
the arm).



Bearing jacket to  
distribute the pressure  
generated.




Aluminum handle with  
dedicated design for  
high locking torque  
transmission.



Aluminum jaws.  
Four different  
gripping diameters  
available.







Aluminum main body with baby attachment and steel helicoidal inserts.

Disk made by the same material used in the automotive field for excellent friction control.

Aluminum M10 handle.

# CENTURY **STANDS** ACCESSORIES



**D200**  
2"½ GRIP HEAD

0,55kg 16mm  
1.2lb 5/8"

Avenger's most popular grip accessory. The D200 Grip Head has hundreds of functions. Unlike any other Grip Head, the D200 utilizes a series of washers for extra locking torque and the use of automotive-quality brake pad discs for secure, non-slip security. Connect with E600 snap-in pin or E600C snap-in pin to attach to the original Super Clamp.



**D210J**  
SNAP-IN GRIP HEAD  
JAPANESE VERSION

0,75kg 17,5mm  
1.7lb

Combining the multi-functional D200 Grip Head with a 17,5mm pin to interface with the Japanese attachment. The D210J allows you to hang flags and scrims in positions that light stands can't reach.



**D230**  
SUPER CLAMP  
GRIP HEAD

0,95kg  
2.1lb

This kit includes the D200B Grip Head and the Avenger C1575B Super Clamp.



**D220**  
GRIP HELPER

1,1kg 16mm  
2.4lb 5/8"

Just as the name suggests, the Grip Helper is like three Grip Heads in one. Two independent grip heads sandwich a third with a fixed 16mm pin. This system allows multiple light control accessories to mount in front of fixtures without the need for numerous light stands.

**D200B**  
2"½ GRIP HEAD  
BLACK FINISH VERSION

**D210JB**  
SNAP-IN GRIP HEAD  
BLACK JAPANESE VERSION



**D250**  
GAG GOBO

0,46kg 16mm  
1lb 5/8"

This unique double Grip Head system provides the flexibility of a second grip head allowing hundreds of uses including doubling up scrims and flags.



**D240**  
GRIP HEAD  
WITH SWIVEL PIN

1,25kg 16mm 16mm 28mm  
2.8lb 5/8" 5/8" 1" 1/8"

Two famous accessories connected together to assure a wide range of fixing solutions.  
Attachments:  
16mm male pin + 16mm female socket 28mm male pin.



**D100**  
DOUBLE GRIP HEAD

0,87kg  
1.9lb

A combination of two sets of Grip Head discs mounted on a steel plate with a 10mm rod with a length of 13,5cm (5.3").



**D500**  
20" EXTENSION  
GRIP ARM

1,03kg  
2.31lb

Normally used in combination with a Grip Head (art. D200) it provides an extended grip point for scrims and flags. Pipe length 51cm (20").



**D520**  
40" EXTENSION  
GRIP ARM

1,28kg  
2.81lb

Normally used in combination with a Grip Head (art. D200) it provides an extended grip point for scrims and flags or small lights. Pipe length 102cm (40").



**D530L**  
40" EXTENSION ARM  
AND GRIP HEAD (D200)

2,15kg  
4.71lb

Normally used in combination with a Grip Head (art. D200) it provides an extended grip point for scrims and flags or small lights. Pipe length 102cm (40"). It includes D200 Grip Head.



**D800KIT**  
GRIP KIT

Set of accessories that work on their own or in combination with stands to support scrims, flags and lighting fixtures to provide precision and secure control. Kit comprises of:  
D200B Black Grip Head.  
E600 Snap-in 16mm pin.  
D520B Black 40" Extension Arm.  
C1575B Black Super Clamp.  
H4BAG Grip Kit Bag.

**D500B**  
20" EXTENSION  
GRIP ARM  
BLACK FINISH VERSION

**D520B**  
40" EXTENSION  
GRIP ARM  
BLACK FINISH VERSION

**D530LB**  
40" EXTENSION ARM  
AND GRIP HEAD  
(D200B)  
BLACK FINISH VERSION



**D420**  
JUMBO GAG GOBO

1,3kg  
2.91lb

This double 10mm (4" 1/2) Grip Head allows for multiple overheads to be used simultaneously.



**D400**  
4" 1/2 JUMBO GRIP  
HEAD

2,35kg 28mm 28mm  
5.2lb 1" 1/8 1" 1/8

Designed to convert a Junior Stand into an Overhead Stand, the D400 incorporates a 10mm (4" 1/2) Grip Head with a Junior Stud and receiver.



**E600**  
SNAP-IN PIN

16mm  
5/8"

Specifically designed to connect Grip Head to Super Clamp. Aluminum made.



**D050**  
SET OF 6  
BLUE T-TOPS

Rubber cover gives better grip for 80mm T-handles, even in cold weather.

**D420B**  
JUMBO GAG GOBO  
BLACK FINISH VERSION

**D400B**  
4" 1/2 JUMBO GRIP  
HEAD  
BLACK FINISH VERSION

**E600C**  
SNAP-IN PIN  
STEEL VERSION

# BABY STANDS



A0003



A0010

## A0003 BACKLITE BABY STAND

20cm 7.9in	98cm 38.6in	66cm 26in	68cm 26.8in
1,4kg 3.1lb	4kg 8.8lb	16mm 5/8"	16mm 5/8"

Black steel legs and aluminum riser.  
2 sections, 1 riser.  
Ø: 25, 20mm. Leg Ø: 16mm.

## A0010 BABY STAND 10

52cm 20.5in	100cm 39.4in	47cm 18.5in	43cm 16.9in
2,5kg 5.5lb	15kg 33.1lb	16mm 5/8"	

Steel legs and aluminum risers, silver only.  
3 sections, 2 risers. Ø: 35, 30, 25 mm.  
Leg: 20x20mm. 1 levelling leg.

## A0010J BABY STAND 10 JAPANESE VERSION\*

## A0017 BABY STAND 17

82cm 32.3in	175cm 68.9in	73cm 28.7in	75cm 29.5in
3,4kg 7.7lb	4kg 8.8lb	16mm 5/8"	

Steel legs and aluminum risers, silver only.  
3 sections, 2 risers. Ø: 35, 30, 25 mm.  
Leg: 20x20mm. 1 levelling leg.

\* Please note: the Japanese versions of the stands have a 17,5mm female top attachment



**STEEL BASE AND ALU COLUMN**

## A0025B ALU BABY STAND 25

98cm 38.6in	250cm 98.4in	87cm 34.3in	87cm 34.3in
3kg 6.6lb	4kg 8.8lb	16mm 5/8"	

Black aluminum stand.  
3 sections, 2 risers. Ø: 35, 30, 25, 20mm.  
Leg: 20x20mm. 1 levelling leg.

**ALUMINUM**

**STEEL**



A0040B



A0040CS

**A0030B**

**ALU BABY STAND 30**

113cm 44.5in	300cm 118.1in	100cm 39.4in	100cm 39.4in
3.5kg 7.7lb	10kg 22lb	16mm 5/8"	

Black aluminum stand.  
4 sections, 3 risers. Ø: 35, 30, 25, 20mm.  
Leg: 20x20mm. 1 levelling leg.

**A0035B**

**ALU BABY STAND 35**

126cm 49.6in	350cm 137.8in	112cm 44.1in	100cm 39.4in
3.5kg 7.7lb	9kg 19.8lb	16mm 5/8"	

Black aluminum stand.  
4 sections, 3 risers. Ø: 35, 30, 25, 20mm.  
Leg: 20x20mm. 1 levelling leg.

**A0040B**

**ALU BABY STAND 40**

142cm 55.9in	400cm 157.5in	124cm 48.8in	114cm 44.9in
4kg 8.8lb	9kg 19.8lb	16mm 5/8"	

Black aluminum stand.  
4 sections, 3 risers. Ø: 35, 30, 25, 20mm.  
Leg: 20x20mm. 1 levelling leg.

**A0045B**

**ALU BABY STAND 45**

154cm 60.6in	450cm 177.2in	136cm 53.5in	114cm 44.9in
4.1kg 9lb	10kg 22lb	16mm 5/8"	

Black aluminum stand.  
4 sections, 3 risers. Ø: 35, 30, 25, 20mm.  
Leg: 20x20mm. 1 levelling leg.

**A0030CS**

**STEEL BABY STAND 30**

113cm 44.5in	300cm 118.1in	100cm 39.4in	100cm 39.4in
6kg 13.2lb	10kg 22lb	16mm 5/8"	

Chrome plated steel stand.  
4 sections, 3 risers. Ø: 35, 30, 25, 20mm.  
Leg: 20x20mm. 1 levelling leg.

**A0035CS**

**STEEL BABY STAND 35**

126cm 49.6in	350cm 137.8in	112cm 44.1in	100cm 39.4in
7kg 15.4lb	9kg 19.8lb	16mm 5/8"	

Chrome plated steel stand.  
4 sections, 3 risers. Ø: 35, 30, 25, 20mm.  
Leg: 20x20mm. 1 levelling leg.

**A0040CS**

**STEEL BABY STAND 40**

142cm 55.9in	400cm 157.5in	124cm 48.8in	114cm 44.9in
7.8kg 17.2lb	9kg 19.8lb	16mm 5/8"	

Chrome plated steel stand.  
4 sections, 3 risers. Ø: 35, 30, 25, 20mm.  
Leg: 20x20mm. 1 levelling leg.

**A0045CS**

**STEEL BABY STAND 45**

154cm 60.6in	450cm 177.2in	136cm 53.5in	114cm 44.9in
8.1kg 17.9lb	9kg 19.8lb	16mm 5/8"	

Chrome plated steel stand.  
4 sections, 3 risers. Ø: 35, 30, 25, 20mm.  
Leg: 20x20mm. 1 levelling leg.

# COMBO STANDS

## A1020B

### ALU COMBO STAND 20

110cm 43.3in	198cm 78in	93cm 36.6in	80cm 31.5in	4,9kg 10.8lb
25kg 55.1lb	28mm 1" 1/8	16mm 5/8"	A9000NB	

Aluminum legs with aluminum risers.  
3 sections, 2 risers. Ø: 45, 40, 35mm.  
Leg: 25x25mm. 1 levelling leg.

## A1035B

### ALU COMBO STAND 35

168cm 66.1in	350cm 137.8in	142cm 55.9in	134cm 52.8in	7kg 15.4lb
30kg 66.1lb	28mm 1" 1/8	16mm 5/8"	A9000NB	

Aluminum stand.  
3 sections, 2 risers. Ø: 45, 40, 35mm.  
Leg: 25x25mm. 1 levelling leg.

## A1045B

### ALU COMBO STAND 45

179cm 70.5in	450cm 177.2in	155cm 61in	134cm 52.8in	7kg 15.4lb
30kg 66.1lb	28mm 1" 1/8	16mm 5/8"	A9000NB	

Aluminum stand.  
4 sections, 3 risers. Ø: 45, 40, 35, 30mm.  
Leg: 25x25mm. 1 levelling leg.

## ALUMINUM

## A1010CS

### STEEL COMBO STAND 10

64cm 25.2in	100cm 39.4in	62cm 24.4in	57cm 22.4in	4,5kg 9.9lb
30kg 66.1lb	28mm 1" 1/8	16mm 5/8"	A9000N	

Chrome steel stand.  
2 sections, 1 riser. Ø: 35, 30mm.  
Leg: 20x20mm. 1 levelling leg.

## A1020CS

### STEEL COMBO STAND 20

110cm 43.3in	198cm 78in	93cm 36.6in	80cm 31.5in	7,2kg 15.9lb
35kg 77.2lb	28mm 1" 1/8	16mm 5/8"	A9000N	

Chrome steel stand.  
3 sections, 2 risers. Ø: 45, 40, 35mm.  
Leg: 25x25mm. 1 levelling leg.

## A1035CS

### STEEL COMBO STAND 35

168cm 66.1in	350cm 137.8in	142cm 55.9in	134cm 52.8in	12kg 26.5lb
40kg 88.2lb	28mm 1" 1/8	16mm 5/8"	A9000N	

Chrome steel stand.  
3 sections, 2 risers. Ø: 45, 40, 35mm.  
Leg: 25x25mm. 1 levelling leg.

## A1045CS

### STEEL COMBO STAND 45

179cm 70.5in	450cm 177.2in	155cm 61in	134cm 52.8in	13kg 28.7lb
40kg 88.2lb	28mm 1" 1/8	16mm 5/8"	A9000N	

Chrome steel stand.  
4 sections, 3 risers. Ø: 45, 40, 35, 30mm.  
Leg: 25x25mm. 1 levelling leg.

## STEEL

PRODUCTS BELOW ARE AVAILABLE AS OPTIONAL



## A9000N BRAKED WHEELS

3,3kg 7.3lb	90kg 198.4lb

Ø: 100mm for 20x20 and 25x25mm.  
Square legs. Set of three.

## A9000NB BRAKED WHEELS BLACK FINISH VERSION



## D400 4" 1/2 JUMBO GRIPHEAD

2,35kg 5.2lb	28mm 1" 1/8	28mm 1" 1/8

Designed to convert a Junior Stand into an Overhead Stand, the D400 incorporates a 4" 1/2 (10mm) Grip Head with a Junior Stud and receiver.

## D400B 4" 1/2 JUMBO GRIP HEAD BLACK FINISH VERSION



A1045B










A1045CS

# ROLLER STANDS

## A5017

### ROLLER STAND 17 FOLDING BASE






 108cm 42.5in	 170cm 66.9in	 98cm 38.6in	 75cm 29.5in	 5,5kg 12.1lb
---------------------------------------------------------------------------------------------------	---------------------------------------------------------------------------------------------------	--------------------------------------------------------------------------------------------------	--------------------------------------------------------------------------------------------------	---------------------------------------------------------------------------------------------------



 12kg 26.5lb	 16mm 5/8"
--------------------------------------------------------------------------------------------------	------------------------------------------------------------------------------------------------

Legs and column in steel, risers in aluminum, complete with wheels.  
3 sections, 2 risers. Ø: 35, 30, 25mm.  
Leg: 20x20mm.

## A5033

### ROLLER STAND 33 FOLDING BASE

 115cm 45.3in	 330cm 129.9in	 105cm 41.3in	 75cm 29.5in	 6,3kg 13.9lb
---------------------------------------------------------------------------------------------------	----------------------------------------------------------------------------------------------------	---------------------------------------------------------------------------------------------------	--------------------------------------------------------------------------------------------------	---------------------------------------------------------------------------------------------------

 12kg 26.5lb	 16mm 5/8"
--------------------------------------------------------------------------------------------------	------------------------------------------------------------------------------------------------

Legs and column in steel, risers in aluminum, complete with wheels.  
4 sections, 3 risers. Ø: 35, 30, 25, 20mm.  
Leg: 20x40mm.

## FOLDING BASE



A5017










A5029

## LOW BASE

## A5029

### ROLLER STAND 29 LOW BASE

 125cm 49.2in	 290cm 114.2in	 123cm 48.4in	 100cm 39.4in	 5,7kg 12.6lb
-------------------------------------------------------------------------------------------------------	--------------------------------------------------------------------------------------------------------	-------------------------------------------------------------------------------------------------------	-------------------------------------------------------------------------------------------------------	-------------------------------------------------------------------------------------------------------

 12kg 26.5lb	 16mm 5/8"
------------------------------------------------------------------------------------------------------	----------------------------------------------------------------------------------------------------

Legs and column in steel, risers in aluminum, complete with wheels.  
3 sections, 2 risers. Ø: 35, 30, 25mm.  
Leg: 20x20mm.

## A5043

### ROLLER STAND 43 LOW BASE

 146cm 57.5in	 430cm 169.3in	 135cm 53.1in	 106cm 41.7in	 6,3kg 13.9lb
-------------------------------------------------------------------------------------------------------	--------------------------------------------------------------------------------------------------------	-------------------------------------------------------------------------------------------------------	-------------------------------------------------------------------------------------------------------	-------------------------------------------------------------------------------------------------------

 12kg 26.5lb	 16mm 5/8"
------------------------------------------------------------------------------------------------------	----------------------------------------------------------------------------------------------------

Legs and column in steel, risers in aluminum, complete with wheels.  
4 sections, 3 risers. Ø: 35, 30, 25, 20mm.  
Leg: 20x20mm.



### A5012

## ROLLER STAND 12 FOLDING BASE

78cm 30.7in	120cm 47.2in	68cm 26.8in	75cm 29.5in	8kg 17.6lb
25kg 55.1lb	28mm 1" 1/8"	16mm 5/8"		

Legs and column in steel, risers in aluminum, complete with wheels.  
3 sections, 2 risers. Ø: 45, 40, 35mm.  
Leg: 20x40mm.



A5012

### A5034

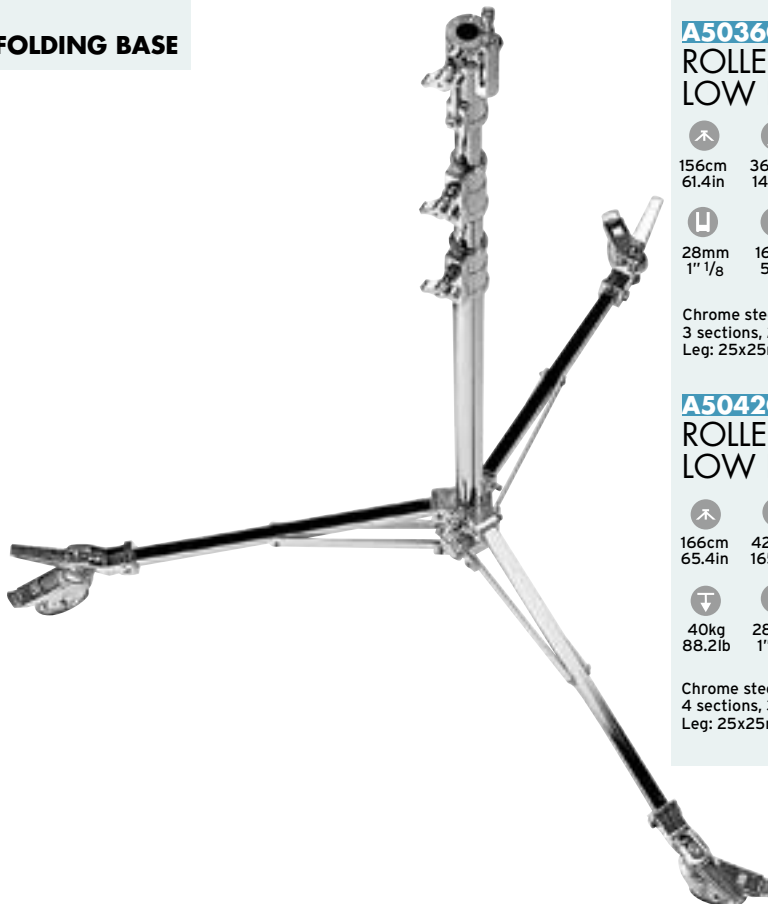
## ROLLER STAND 34 FOLDING BASE

142cm 55.9in	340cm 133.9in	132cm 52in	75cm 29.5in	10,7kg 23.6lb
20kg 44.1lb	28mm 1" 1/8"	16mm 5/8"		

Legs and column in steel, risers in aluminum, complete with wheels.  
4 sections, 3 risers. Ø: 45, 40, 35, 30mm.  
Leg: 20x40mm.

### FOLDING BASE

A5036CS



### LOW BASE

### A5036CS

## ROLLER STAND 36 LOW BASE

156cm 61.4in	360cm 141.7in	130cm 51.2in	140cm 55.1in	13,6kg 30lb	40kg 88.2lb
28mm 1" 1/8"	16mm 5/8"				

Chrome steel stand, complete with wheels.  
3 sections, 2 risers. Ø: 45, 40, 35mm.  
Leg: 25x25mm.

### A5042CS

## ROLLER STAND 42 LOW BASE

166cm 65.4in	420cm 165.4in	142cm 55.9in	150cm 59.1in	15,4kg 34lb
40kg 88.2lb	28mm 1" 1/8"	16mm 5/8"		

Chrome steel stand, complete with wheels.  
4 sections, 3 risers. Ø: 45, 40, 35, 30mm.  
Leg: 25x25mm.

# BOOM STANDS



## A4039CS STEEL BOOM STAND 39

131cm 51.6in	392cm 154.3in	113cm 44.5in	109cm 42.9in	8,4kg 18.5lb
12kg 26.5lb	16mm 5/8"			

Chrome steel stand.  
4 sections, 3 risers. Ø: 35, 30, 25, 20mm.  
Leg: 20x20mm.  
1 levelling leg.










## A4041B ALU BOOM STAND 41

139cm 54.7in	413cm 162.6in	124cm 48.8in	129cm 50.8in	4,6kg 10.1lb
10kg 22lb	16mm 5/8"			

Supplied with sandbag counterweight (empty)  
for maximum stability and smoothness.  
Black aluminum stand.  
4 sections, 3 risers. Ø: 35, 30, 25, 20mm.  
Leg: 20x20mm.  
1 levelling leg.  
Min extension boom 113cm (44.5"). Max load 15kg (33.1lb).  
Max extension boom 213cm (83.9"). Max load 5kg (11lb).



**A4050CS**  
**STEEL BOOM STAND 50**

				
188cm 74in	500cm 196.9in	165cm 65in	135cm 53.1in	15kg 33.1lb
				
30kg 66.1lb	28mm 1" 1/8"	16mm 5/8"	A9000N	

Chrome steel stand.  
 4 sections, 3 risers. Ø: 45, 40, 35, 30mm.  
 Leg: 25x25mm.  
 1 levelling leg.  
 Min extension boom 155cm (61"). Max load 30kg (66.1lb).  
 Max extension boom 266cm (10.7"). Max load 8kg (17.6lb).

PRODUCTS BELOW ARE AVAILABLE AS OPTIONAL




**E700**  
**BABY DROP**  
**DOWN PIN**

		
0,62kg 1.4lb	16mm 5/8"	16mm 5/8"

For a more accurate light positioning: it helps keeping the light in horizontal position independently on the angle of the boom. Specifically designed to be used on boom arm with light attachment with 16mm pin.



**E710**  
**JUNIOR DROP**  
**DOWN PIN**

			
1,32kg 2.9lb	28mm 1" 1/8"	28mm 1" 1/8"	16mm 5/8"

Same as E700, designed to be used on boom arm with light attachment with 28mm bushing.



**A9000N**  
**BRAKED WHEELS**

	
3,3kg 7.3lb	90kg 198.4lb

Ø: 100mm for 20x20 and 25x25mm.  
 Square legs. Set of three.









**A9000NB**  
**BRAKED WHEELS**  
**BLACK FINISH VERSION**

# WIND UP STANDS



## B6026CS

### WIND UP STAND 26

				
153cm 60.2in	261cm 102.8in	173cm 68.1in	152cm 59.8in	19kg 41.9lb
				
45kg 99.2lb	28mm 1" 1/8"	16mm 5/8"		

Chrome steel stand.  
2 sections, 1 riser. Ø: 55, 45mm.  
Leg Ø: 30mm.  
1 levelling leg.



**B6030CS**  
**LOW BASE**  
**WIND UP STAND 30**

153cm 60.2in	296cm 116.5in	175cm 68.9in	142cm 55.9in	17,8kg 39.2lb
30kg 66.1lb	28mm 1" 1/8"	16mm 5/8"		

Chrome steel stand.  
 3 sections, 2 risers. Ø: 55, 45, 38mm.  
 Leg Ø: 30mm.  
 1 levelling leg.



**B6039CS**  
**WIND UP STAND 39**

181cm 71.3in	370cm 145.7in	201cm 79.1in	142cm 55.9in	24kg 52.9lb
30kg 66.1lb	28mm 1" 1/8"	16mm 5/8"		

Chrome steel stand.  
 3 sections, 2 risers. Ø: 55, 45, 38mm.  
 Leg Ø: 30mm.  
 1 levelling leg.

# SUPER WIND UP STANDS

## **B6029X** STAINLESS LOW BASE SUPER WIND UP 29 STAND







				
140cm 55.1in	290cm 114.2in	156cm 61.4in	130cm 51.2in	34kg 15lb
				
80kg 176.4lb	28mm 1" 1/8			

Stainless steel column and legs, chrome steel risers and geared column. 3 sections, 2 risers.  
Ø: 70, 60, 50mm. Leg: Ø 35mm. 1 levelling leg.  
Features braked wheels 474.



The codes B6029X, B6040X, B7018 are assembled using the foam fill wheels 474.

**B6040X**  
**STAINLESS STEEL**  
**SUPER WIND UP 40 STAND**

				
172cm 67.7in	386cm 152in	196cm 77.2in	180cm 70.9in	39kg 86lb
				
80kg 176.4lb	28mm 1" 1/8			

Heavy lift stand with strengthened stainless steel column and legs, chrome steel risers and geared column. 3 sections  $\varnothing$ : 70, 60, 50mm. 2 risers which extended simultaneously at 4.4cm (1.7") per handle turn. Safety cable ensures simultaneous retrieval of all sections. Rapid adjustment. Leg  $\varnothing$  35mm. 1 levelling leg. Features braked wheels 474.



# STRATO SAFE STANDS



## B7018 STRATO SAFE STAND 18

				
105cm 41.3in	175cm 68.9in	126cm 49.6in	120cm 47.2in	27kg 59.5lb
				
100kg 220.5lb	28mm 1" 1/8			

Aluminum legs with chrome steel column.  
Features braked wheels  
2 sections, 1 riser. Ø: 70, 60mm.  
Leg: 35x35mm.

## B150 STRATO SAFE CRANK-UP

				
190cm 74.8in	610cm 240.2in	225cm 88.6in	213cm 83.9in	71kg 156.5lb
				
70kg 154.3lb	28mm 1" 1/8			

Aluminum legs with chrome steel column.  
Features braked wheels  
5 sections, 4 riser. Ø: 90, 80, 70, 60, 50mm.  
Leg: 35x35mm.

## B150P STRATO SAFE CRANK-UP WITH FILLED WHEELS





B7043CS

**B7043CS**

**STRATO SAFE STAND 43**

155cm 61in	427cm 168.1in	185cm 72.8in	182cm 71.7in	60kg 132.3lb

70kg 154.3lb	28mm 1" 1/8

Chrome steel stand.  
Features braked wheels  
4 sections, 3 risers. Ø: 90, 80, 70, 60mm.  
Leg: 35x35mm.

**B7047CS**

**STRATO SAFE STAND 47**

172cm 67.7in	467cm 183.9in	209cm 82.3in	213cm 83.9in	62kg 136.7lb

70kg 154.3lb	28mm 1" 1/8

Chrome steel stand complet. Features braked wheels.  
3 sections, 2 risers. Ø: 90, 80, 70mm.  
Leg: 35x35mm.  
Included Wind Brace Kit B9000W.

**B9000P**

**RUBBER FILLED WHEEL SET FOR STRATO SAFE**

Set of 3 rubber filled wheels with brakes.

**B9000**

**HARD WHEEL SET FOR STRATO SAFE**

10kg 22lb	70kg 154.3lb

Set of 3 braked wheels.

**B70XXFFW**

**FOAM FILL WHEEL SET FOR LONG JOHN SILVER**



Set of 3 foam fill wheels.

# LONG JOHN SILVER STANDS



## B7057FF

### LONG JOHN SILVER STAND WITH FOAM FILL WHEELS

				
177cm 69.7in	570cm 224.4in	224cm 88.2in	240cm 94.5in	85kg 187.4lb
				
120kg 264.6lb	28mm 1" 1/8			

Heavy duty stand complete with foam fill  
braked wheels. 5 sections, 4 risers.  
Includes Wind Brace Kit.



**B7034FF**

**LONG JOHN SILVER  
JUNIOR STAND  
WITH FOAM FILL WHEELS**

 127cm 50in	 340cm 133.9in	 155cm 61in	 155cm 61in	 70kg 154.3lb
 120kg 264.6lb	 28mm 1" 1/8			

Heavy duty stand. 4 sections, 3 risers.

# OVERHEAD STANDS

A3059CS

## A3042CS OVERHEAD STAND 42

143cm 56.3in	423cm 166.5in	135cm 53.1in	129cm 50.8in	11.8kg 26.6lb
40kg 88.2lb	28mm 1" 1/8	115mm 4.5in	A9000N	

Chrome steel stand.  
4 sections, 3 risers. Ø: 45, 40, 35, 30mm.  
Leg: 25x25mm.

## A3059CS OVERHEAD STAND 59

177cm 69.7in	588cm 231.5in	167cm 65.7in	129cm 50.8in	14kg 30.9lb
40kg 88.2lb	28mm 1" 1/8	115mm 4.5in	A9000N	

Chrome steel stand.  
4 sections, 3 risers. Ø: 45, 40, 35, 30mm.  
Leg: 25x25mm.

### STANDARD BASE

## A3043CS OVERHEAD STAND 43 WITH BRAKED WHEELS

153cm 60.2in	432cm 170.1in	150cm 59.1in	154cm 60.6in	16kg 35.3lb
40kg 88.2lb	28mm 1" 1/8	115mm 4.5in		

Chrome steel stand complete with braked wheels.  
4 sections, 3 risers. Ø: 45, 40, 35, 30mm.  
Leg: 25x25mm.

## A3058CS OVERHEAD STAND 58 WITH BRAKED WHEELS

186cm 73.2in	579cm 228in	182cm 71.7in	154cm 60.6in	18.3kg 40.3lb
40kg 88.2lb	28mm 1" 1/8	115mm 4.5in		










Chrome steel stand complete with braked wheels.  
4 sections, 3 risers. Ø: 45, 40, 35, 30mm.  
Leg: 25x25mm.  
Important! Counterweight sandbags must always be used on the legs to ensure safe, stable operation even at full height extension.

### ROLLER BASE

A3058CS

### A3056CS









## WIDE BASE OVERHEAD STAND 56

				
199cm 78.3in	557cm 219.3in	195cm 76.8in	196cm 77.2in	16,8kg 37lb
				
40kg 88.2lb	28mm 1" 1/8	115mm 4.5in	A9000N	

Chrome steel stand.  
4 sections, 3 risers. Ø: 45, 40, 35, 30mm.  
Leg: 25x25mm.  
1 levelling leg.

### A3065CS

## WIDE BASE OVERHEAD STAND 65

				
189cm 74.4in	638cm 251.2in	197cm 77.6in	204cm 80.3in	21,4kg 47.2lb
				
30kg 66.1lb	28mm 1" 1/8	115mm 4.5in		

Chrome steel stand.  
5 sections, 4 risers. Ø: 50, 45, 40, 35mm.  
Leg: 30x30mm.  
2 levelling legs.



A3065CS

# ACCESSORIES **STANDS**



## **C626** LONG STEEL STAND EXTENSION



1,89kg  
4.2lb    28mm  
1" 1/8    16mm  
5/8"    28mm  
1" 1/8

Chrome lenth plated steel extension.  
Lenght 52cm (20.5").



## **C624** MEDIUM STEEL STAND EXTENSION



1,72kg  
3.8lb    28mm  
1" 1/8    16mm  
5/8"    28mm  
1" 1/8

Chrome lenth plated steel extension.  
Lenght 39cm (15.4").



## **C622** SMALL STEEL STAND EXTENSION



1,59kg  
3.5lb    28mm  
1" 1/8    16mm  
5/8"    28mm  
1" 1/8

Chrome lenth plated steel extension.  
Lenght 28cm (11").



## **C590** CONKA BONKA



28mm  
1" 1/8    28mm  
1" 1/8

Set of 3 Cine extensions.

Long version:  
extension 675mm (26,5")  
total length 790mm (31,1")  
weight 1,75kg (3,86lb).

Medium version:  
extension 270mm (10,6")  
total length 385mm (15,2")  
weight 1,25kg (2,76lb).

Short version:  
extension 150mm (5,9")  
total length 265mm (10,4")  
weight 1,09kg (2,40lb).



**027**  
STAND HOLDER

  
2,8kg  
7.5lb

Holder for 8 light stands. Width: 115cm (45.3").  
Distance between fixing holes: 64.4cm (23.4").  
Depth: 19cm (7.5").



**087WBK**  
WIND-BRACING KIT

3 rope wind-bracing kit.  
Length: 10m (393.7").  
Not supplied with the stand.



**A9000**  
BRAKED WHEELS

   
3,3kg 90kg  
7.3lb 198.4lb

Ø: 100mm for 20x20 and 25x25mm.  
Square legs. Set of three.

**A9000NB**  
BRAKED WHEELS  
BLACK FINISH VERSION



**G100-2**  
SMALL SAND BAG

  
6kg  
13.3lb



**G300**  
EXTRA LARGE SAND BAG

  
35kg  
77.2lb

**G200-1**  
LARGE SAND BAG

  
10kg  
22lb

\* Please note: sand bags are sold empty

# LIGHT CONTROL







# LIGHT CONTROL

## FABRIC SPECIFICATION

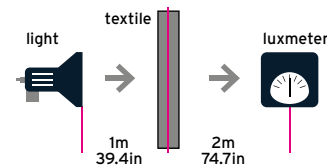
Fabric	Fabric width [meters]	Light loss [stops]	Scrim colour code
Black Commando (solid)	2	100%	
Black Single Net	7.32	0.7	
Soft Diffuser	1.5	2.5	
Soft Diffuser	1.5	1.8	
Silver / White	1.5	1.4	
Sunfire / Silver	1.5	100%	
CromaKey Green	1.3	100%	
Sunfire / White	1.5	100%	
Silver / Gold	1.1	100%	
Silk (artificial)	1.5	1.6	Yellow
Silk 1/4 Stop (scrim)	2.95	0.8	Blue
China Silk	1.36	1.2	Purple
Black Single (scrim)	7.32	0.8	Green
Black Double (scrim)	7.32	1.5	Red
Black Triple (scrim)	7.32	2.9	Black
White Single (scrim)	7.32	0.7	White
White Double (scrim)	7.32	1	Grey
White Triple (scrim)	7.32	1.6	Brown

### FABRIC WIDTH SEAM

The measures in the column show the maximum width of different fabrics used for our butterfly textile system; you can calculate how many seams the butterfly textile has, depending on the type and size chosen. For example, the Black Commando 20x20ft (600x600cm), with a fabric width of 2m (78.7"), has 2 seams, whereas the Black Single of the same size has no seams.

### LIGHT LOSS

The chart shows the light loss of an incandescent light source. The main light reading is 32 9/10 F Stop. The light loss has been calculated positioning the luxmeter at 2m (8.7") from the light source and the butterfly textile halfway between them.



Fabric swatch book (code I999)

## SCRIMS AND FLAGS

Made of steel spring tube combined with unique fabrics, Scrim and Flags are light and strong and cut or soften light with great effects. To achieve the ideal positioning performance of Scrim and Flags, Avenger provides a complete Grip Head system. All textiles are also sold separately as spares in case your originals become damaged.

Fabric	Size (Inches) Size [cm]	12x18 30x45	18x24 45 x 60	24x30 60x75	24x36 60x90	30x36 75x90	48x48 120x120
Solid Black Flag	I 600B	I 650B	I 700B	I 750B	I 780B	I 1024	
Black Single Scrim	-	I 650S	-	I 750S	-	I 790S	
Black Double Scrim	-	I 650D	-	I 750D	-	I 790D	
Black Triple Scrim	-	-	-	I 750T	-	-	
White Single Scrim	-	-	-	-	-	I 790SW	
White Triple Scrim	-	-	-	-	I 780TW	I 790TW	
Silk (artificial) Scrim	-	-	-	I 750K	-	I 790K	



IMPORTANT: SPECIAL ORDER ONLY. DELIVERY FROM 8 TO 10 WEEKS.



#### HIGH QUALITY

Every item is made with care for all details from cutting to sewing of the material to the frame. A special design of the frame allows perfect 90° corners without losing elasticity of the frame.



#### SPARE PARTS

The unique design of our scrims and flags allows them to be repaired easily. A velcro locking system fixes the cover to the frame while a built in pin maintains the perfect tension in the steel wire. To order spare part covers for scrims and flags add the letter "R" in front of the order code. I.e. R1650K is the spare part cover for the item I650K SILK SCRIM.



#### LABELLING

A label sewed close the handle will tell you the dimension of the frame in inches and centimetres.

#### SCRIMS AND COLOUR CODES

All our scrims are made using high temperature resistance Webbing. We used a colour code system to easily identify the different kind of textile; see table.

Silk (artificial)	Yellow	Black Triple (scrims)	Black
Silk 1/4 Stop	Blue	White Single (scrims)	White
China Silk	Purple	White Double (scrims)	Grey
Black Single (scrims)	Green	White Triple (scrims)	Brown
Black Double (scrims)	Red		

## COLLAPSIBLE SCRIMS AND FLAGS

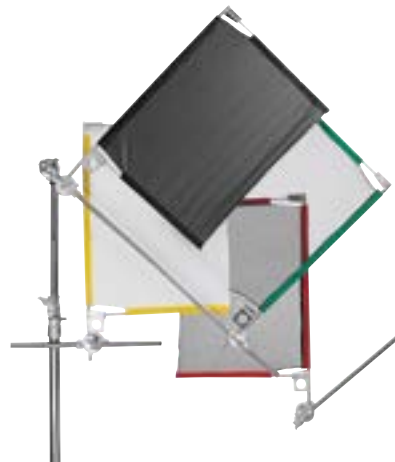
Innovative and easy to use, this collapsible frame system lets you save space and, at the same time, protect scrims during transport.



Order Notes: Frame & Textile must be ordered separately.

Fabric	Size [cm]	30x45	45 x 60
	Size (Inches)	12x18	18x24

Black Single Scrim	I 610S	I 660S
Black Double Scrim	I 610D	-
Silk (artificial)	I 610K	I 660K



# LIGHT CONTROL

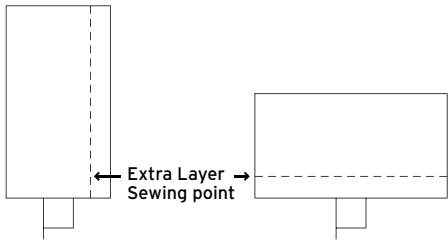
## FLOPPIES AND CUTTERS

Fabric	Code	Size [inches]	Size [cm]
Meat Axe Flag	I 1010	30x36	75x90
Cutter	I 1020	10x42	25x106
Cutter	I 1021	18x18	46x120
Floppy Cutter	I 1030	24x72	60x182
Floppy Cutter	I 1031	48x48	120x120

To order spare part covers for floppies and cutters add the letter "R" in front of the order code. I.e. R11021, is the spare part cover for the item I1021 CUTTER 18x48".



All our flags, floppies and cutters are made using a strong webbing all around the frame, to protect the edges from wear.



Floppies are Cutters made with an additional piece of fabric, which is fixed with velcro and can be unfolded, becoming twice its original size. See drawing to understand where the extra layer is sewed on the frame.



Made of Black Commando fabrics, Cutters and Floppies stop light completely and are used to control or cut illumination sources, whether natural or artificial. They can also be used to protect camera lenses from flare.

---

## OVAL REFLECTORS

Fabric	Size [inches]	48x35	73x48
	Size [cm]	120x90	185x120
Sunfire / White		-	I 6208
Silver / White		I 4831	I 6231
Silver / Gold		I 4834	-



## LIGHT CONTROL

40cm  
(15.7")



25cm  
(9.8")



### D340 CAMERA FLEXTENTION KIT



0,6kg  
1.3lb

Flexention Arm, with 2 Mini Clamps, 3/8" Adapter, 10mm Socket Adapter, Black Plastic Flag.

### I800 BLACK METAL FLAG



0,3kg  
0.7lb

Thickness: 1mm (0.04").



### F1504 FOAMCORE FORK 16MM PIN



0,25kg  
0.6lb



16mm  
5/8"

Similar to the F1501, but includes four pointed pins to mount thicker foam core or gator-board. Mounts via a 16mm (5/8") pin.



### I43F FORK



0,14kg  
0.3lb

Fork attachment for styrene gobos: supplied with 1/4" and 3/8" female attachment. Size 12.5x20cm (4.9x7.9").



### F1521

## 50MM (2") POLYHOLDER WITH 16MM SPIGOT



2kg  
4.4lb



16mm  
5/8"

The polyholder has a 16mm (5/8") spigot. The "board" clamp has two sides, one white for the reflective side of the polystyrene; one black for the black lightstopping side. It doesn't damage the poly.  
Plate dimensions: 150x220mm (5.9x8.7").

### D750

## 40MM (1.6") TELESCOPIC POLYHOLDER



2,5kg  
5.5lb



15kg  
33.1lb



16mm  
5/8"

Max size holding: 156cm (61.4").  
Folded length: 91cm (35.8").  
Polystyrene is one of the most widely used light bouncers, but it's not the easiest material to handle. Now our Polyholder gives you total control. It grips any thickness, is telescopic to hold most full sheet sizes; then just fixes into the lighting Grip Head D200 mounted on a stand or clamp. What could be easier?

### F1501

## 30MM (1.2") POLYHOLDER



0,8kg  
1.8lb



16mm  
5/8"

A foamcore support clamp to enable precise positioning. Mounts via a 16mm (5/8") socket.



### I8030CB

## MOUNTING STIRRUP FOR 40" REFLECTOR BOARD



2,5kg  
5.5lb



16mm  
5/8"

Will fit reflector board from 5mm (0.2") to 25mm (1") thickness. Board not supplied.

### D705B

## LONG COLLAPSIBLE REFLECTOR HOLDER



0,8kg  
1.8lb



16mm  
5/8"

Long Extension Arm.  
Max Length: 185cm (72.8") - Min Length: 66cm (26").

### D700B

## COLLAPSIBLE REFLECTOR HOLDER



0,7kg  
1.5lb



16mm  
5/8"

Extension Arm.  
Max length: 122cm (48") - Min length: 47cm (18.5").

# LIGHT CONTROL

## BUTTERFLY TEXTILES

Fabric	Size [cm] Size (feet)	120x120 4x4	240x240 8x8	360x360 12x12	600x600 20x20
Black Commando	-	-	-	-	I 930BL*
Black Single Net	-	-	-	I 920BSN	I 930BSN
Black Double Net	-	-	-	I 920BDN	I 930BDN
Silk (artificial)	-	I 915K*	I 920K*	I 930K*	-
Silk 1/4 Stop	-	-	-	I 920K4*	-
Soft Diffuser (Grid)	I 905SD	-	-	I 920SD*	I 930SD*
Soft Diffuser Light (Light Grid)	-	I 915SDL*	I 920SDL*	I 930SDL*	-
Silver / White	-	I 915SW*	I 920SW*	-	-
White / Gold	-	-	-	-	I 930WG*
Sunfire / Silver	-	I 915SUS*	-	-	-
CromaKey Green	-	-	-	I 920CKG*	I 930CKG*

\* Textile obtained by sewing two or more pieces of fabric together.





## FOLD AWAY FRAME

Code	Frame Size [feet]	Frame Size [cm]	Tube Thickness [mm]	Frame Support	Transport Dimension [mm]	Weight [kg]
H2006	6x6	183x183	2	Ear Type 2	1915x150x30	6,6
H2008	8x8	244x244	2	Ear Type 2	2525x150x30	11,3
H2010	12x8	366x244	2	Ear Type 2	3740x150x30	14,4
H2012	12x12	366x366	2	Ear Type 2	3740x150x30	17,6



**FOLD-OUT AND SET UP**  
Just fix the frame holder and it is ready to mount!  
To order Ear support alone use code RH02015.

**FOLD-DOWN AND BRING UP**  
Need to move the frame quickly from set to set? No problem, just remove the frame holder, fold down the frame and carry the frame with the textile still fitted!



## FOLD AWAY FRAME COMPACT

Code	Frame Size [feet]	Frame Size [cm]	Tube Thickness [mm]	Frame Support	Transport Dimension [mm]	Weight [kg]
H2508	8x8	244x244	2	Ear Type 2	1298x165x85	13
H2512	12x12	366x366	2	Ear Type 2	1905x165x85	16



**FOLD-DOWN AND BRING UP**  
Fold Away Compact is the evolution of the standard version. A locking mechanism allows the frame to be folded even smaller for even easier transportation.




# LIGHT CONTROL

## LIGHTWEIGHT FRAME

The Avenger Fast-Loc Frame kit is lightweight and quick to set up. The square section aluminum tubes slide and lock together to provide a strong frame which supports lighting control textiles of (6'x6' in size).

Code	Frame Size [feet]	Frame Size [cm]	N. of tubes per side	Tube Length x Thickness mm	Tube Connection	Frame Support	Weight [kg]	Optional Frame Bag
H660	6x6	183x183	1	1205x1.4	insert	Stud Type x2	6,9	H6BAG



Stud Type (code RH01051).

The Manfrotto Butterfly Frames uses two methods of support. Ear and Stud as illustrated.

Ear Type (code RH01016).

Insert tube connection.

## MODULAR FRAMES

Heavy Duty 3mm square section tubes-slot and pin-lock together, rapidly providing a stable frame for lighting control textiles. By reducing or adding tubes you can create any frame size.

Code	Modular frame size [feet]	Modular frame size [cm]	N. of tubes per side	Tube Length x Thickness [mm]	Tube Connection	Frame Support	Weight [kg]	Optional Frame Bag
H600M	6x6	183x183	1	1205x3	Pin	Ear Type x2	11,4	H6BAG
H800M	8x8	244x244	2	1205x3	Pin	Ear Type x2	13,6	H6BAG
H1200M	12x12	366x366	3	1205x3	Pin	Ear Type x2	19	H6BAG
H2000M	20x20	610x610	5	1205x3	Pin	Ear Type x2	32,6	H6BAG



## D.I.Y. BUTTERFLY PIPE CORNER KIT

Pipe specifications for use with the D.I.Y Butterfly Pipe Corner Kit.

Code	Nominal Bore [inches]	Outside Diameter [inches]	Nominal Bore [mm]	Outside Diameter [mm]
H9000	1 1/2"	1 29/32"	38	48.3

This kit give you the possibility of making frames of any dimension, using standard aluminum pipes.



Pipe connection.



# SYSTEMS























# SYSTEM PROPERTIES



Gravity Casting: All the strategic aluminum components which have to guarantee safety of the product are made using the Gravity Casting technology. This process excludes any possibility of having air bubbles getting into the casting.

500kg 1102.3lb	<b>C460**</b> ø 48-52mm 	<b>C4460*</b> ø 42-52mm 	<b>C4469</b> ø 42-52mm 	
300kg 661.4lb	<b>C4560*</b> ø 42-52mm 			<b>C345</b> <b>C345K</b> <b>C345BK</b> ø 42-52mm <b>C4465</b> ø 42-52mm 
250kg 551.2lb				<b>C100</b> ø 20-55mm 
200kg 440.9lb	<b>C261B*</b> ø 42-60mm 			<b>C262B</b> ø 42-60mm 
150kg 330.7lb	<b>C339*</b> ø 40-65mm 			
100kg 220.5lb				<b>C337</b> ø 40-70mm 
75kg 165.3lb				<b>C339UH</b> ø 40-65mm 
50kg 110.2lb			<b>C339BB</b> ø 40-65mm 	<b>C150</b> ø 28-78mm 
40kg 88lb				
15kg 33.1lb			<b>C1575</b> <b>C1575B</b> ø 13-55mm 	<b>C1550</b> ø 13-55mm 
10kg 22lb			<b>C500</b> ø 15-80mm 	

max load [kg/lb]

spigot/socket type

○  
12,5mm\* or 14mm\*\*  
hole

⊥  
female  
16mm - 5/8"













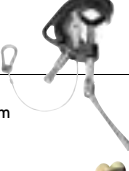


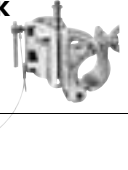


⊥  
female  
28mm - 1" 1/8



**Quick Action Device:** This mechanical concept allows an incredible speed in locking and unlocking the clamp's jaws. The Quick Action line of clamps consists of four models that in dimension, load capacity (up to 100kg) and coupling range (up to 50mm).



**Multifix:** The Multifix feature of the "System" product family offers an incredible range of different attachments. Thank to the Multifix system the user can hang the product in a various ways. The clamps are manufacturer with multi attachment points or a single attachment points available with a variety of different fixing accessories.

<b>C464</b> ø 48-52mm 	<b>C462</b> ø 48-52mm 	<b>C461</b> ø 48-52mm 			500kg 1102.3lb
<b>C4464</b> ø 42-52mm 	<b>C4462</b> ø 42-52mm 	<b>C4461</b> ø 42-52mm 			
<b>C4564</b> ø 48-52mm 					
				<b>C463</b> ø 48-52mm 	300kg 661.4lb
				<b>C4463</b> ø 48-52mm 	
					250kg 551.2lb
<b>C263B</b> ø 42-60mm 		<b>C265B</b> ø 42-60mm 			200kg 440.9lb
				<b>C339SP</b> ø 40-65mm 	150kg 330.7lb
	<b>C210</b> ø 10-55mm 				100kg 220.5lb
	<b>C339UH</b> ø 40-65mm 				75kg 165.3lb
	<b>C338</b> ø 20-52mm 				50kg 110.2lb
	<b>C345-C345K</b> <b>C345BK</b> ø 42-52mm 				40kg 88lb
					15kg 33.1lb
	<b>C150</b> ø 28-78mm <b>C500</b> ø 15-80mm 				10kg 22lb

M12



male  
16mm - 5/8"

male  
28mm - 1" 1/8

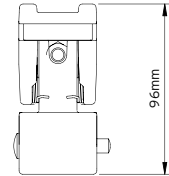
pulley

eyebolt

**C1575B**  
**SUPER CLAMP**


 0,45kg  
 1lb  
 15kg  
 33.1lb  
 16mm  
 5/8"  
 1/4"

Ideal clamp for Cine, Broadcast or Lighting & Entertainment applications. Clamping system achieved via a metal knob ensuring extra solidity. Works on diameters from 13mm to 55mm.

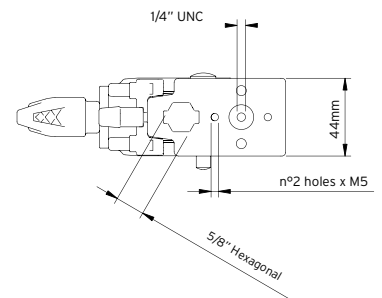
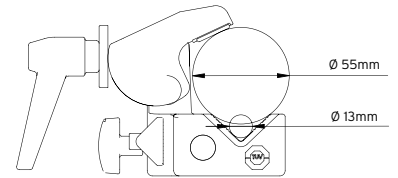



**C1575**  
**SUPER CLAMP**  
 CHROME FINISH VERSION

**C1550**  
**HEAVY DUTY**  
**SUPER CLAMP**

 0,45kg  
 1lb  
 15kg  
 33.1lb  
 16mm  
 5/8"  
 1/4"
  GC

Extra strong version of Super Clamp because of a special manufacturing process named gravity casting, allowing heavier manipulation. Works on diameters from 13mm to 55mm.



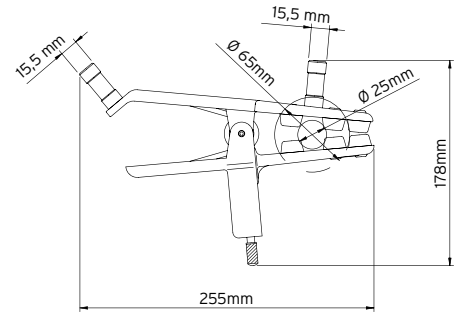



### C1525

## SKY HOOK

		
0,8kg 18lb	16mm 5/8"	16mm 5/8"

Gaffer grip with adjustable jaws.  
Grip from: 25mm to 65mm.

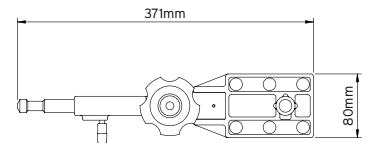
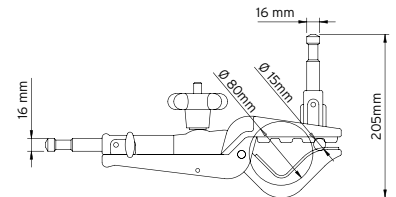


### C500

## PELICAN GAFFER GRIP

					
1,4kg 3.1lb	10kg 22lb	16mm 5/8"	16mm 5/8"	16mm 5/8"	

Works on diameters from 15mm to 80mm.



### C155

## SAFETY CABLE

Diameter 4mm. Length 100cm (39.4").

### C155-01

## SAFETY CABLE

Diameter 3,5mm. Length 70cm (27.6").

### C155-02

## SAFETY CABLE

Diameter 5mm. Length 70cm (27.6").



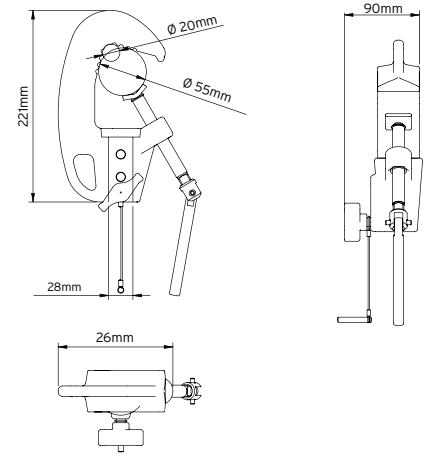
# CLAMP SYSTEM

## C100

### JUNIOR PIPE CLAMP WITH 28MM SOCKET

			
0,21kg 0.5lb	250kg 551.2lb	28mm 1" 1/8	

Works on diameters from 20mm to 55mm.

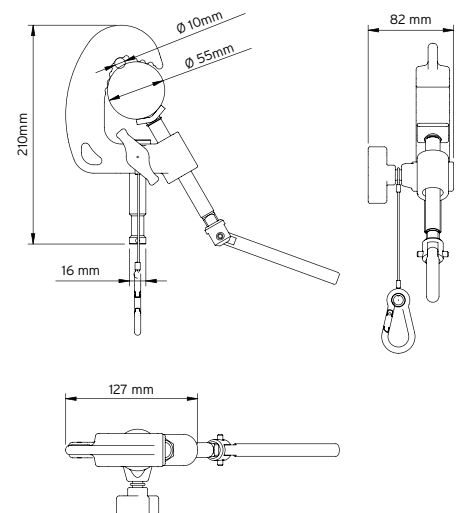


## C210

### BABY PIPE CLAMP WITH 16MM STUD

			
0,62kg 1.4lb	100kg 220lb	16mm 5/8"	

Works on diameters from 10mm to 55mm.



## C150

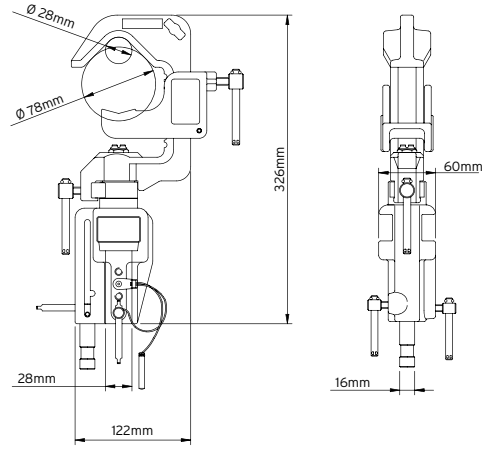
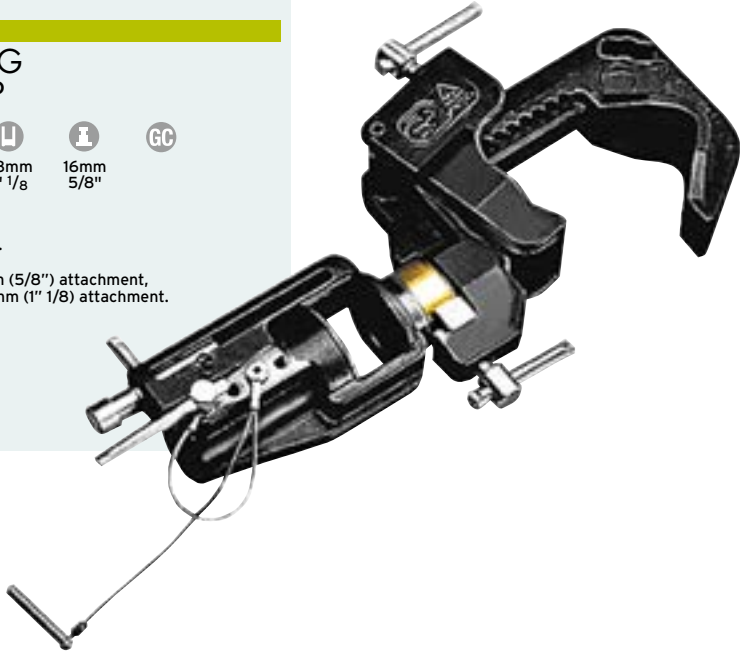
### SWIVELLING "C" CLAMP



1,6kg 3.5lb	10/75kg* 22lb 165.3lb	28mm 1" 1/8	16mm 5/8"	GC
----------------	-----------------------------	----------------	--------------	----

Works on diameters  
from 28mm to 78mm.




\* 10kg (22lb) on 16mm (5/8") attachment,  
75kg (165.3lb) on 28mm (1" 1/8) attachment.



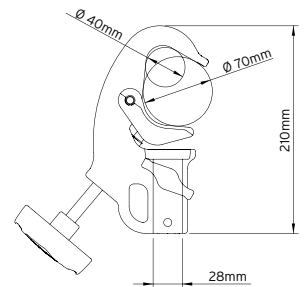
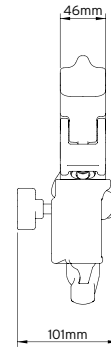
# CLAMP SYSTEM

## C337

### 28MM BUSHING QUICK ACTION JUNIOR CLAMP



		
1,43kg 3.2lb	100kg 220.5lb	28mm 1" 1/8

Made in gravity cast aluminum, this clamp is ideal to hang all types of luminaries in TV studios and theaters. Its incredible "coupling range" sets almost no limitations to its capability to clamp to almost all the industry standard pipe diameters. To meet all safety requirements, we have designed a dedicated slot for flexible steel safety cables. Supplied with T-top padded handle to improve grip. Pipe size 40-70mm.

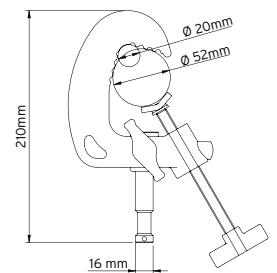
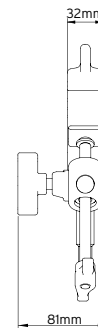


## C338

### 16MM PIN QUICK ACTION BABY CLAMP


		
0,9kg 2lb	50kg 110.2lb	16mm 5/8"

Very slim and lightweight, this version has been designed for small luminaries, virtually unlimited in application. To meet all safety requirements, we have designed a dedicated slot for flexible steel safety cables. Pipe size 20-52mm.



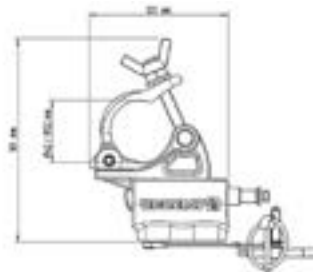
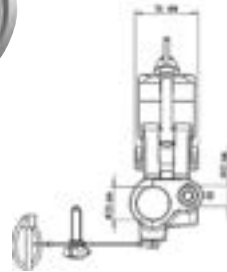

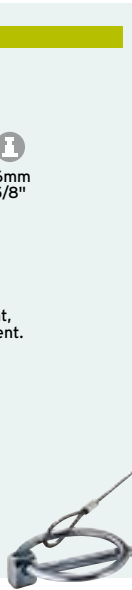
### C345

## BARREL CLAMP

 0,9kg 2lb	 40/300kg* 88.2lb 661.4lb	 28mm 1" 1/8	 16mm 5/8"	 16mm 5/8"
 1/4"	 GC			




Works on diameters from 42mm to 52mm.

\* 40kg (88.2lb) on 16mm (5/8") attachment,  
300kg (661.4lb) on 28mm (1" 1/8) attachment.



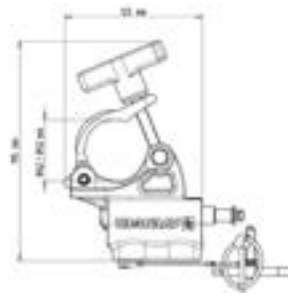
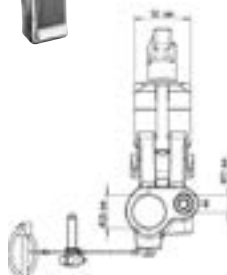


### C345K

## BARREL CLAMP AND KNOB

 0,95kg 2.1lb	 40/300kg* 88.2lb 661.4lb	 28mm 1" 1/8	 16mm 5/8"	 16mm 5/8"
 1/4"	 GC			

Works on diameters from 42mm to 52mm.

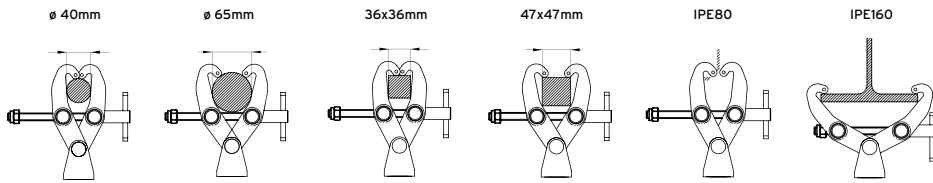
\* 40kg (88.2lb) on 16mm (5/8") attachment,  
300kg (661.4lb) on 28mm (1" 1/8) attachment.



### C345BK

## BARREL CLAMP AND KNOB BLACK FINISH VERSION

# CLAMP SYSTEM






Clamp Range: 40mm to 65mm

Clamp Range: 36mm to 47mm

Clamp Range: IPE 80 to IPE 160  
HEB 80 to HEB 160

The Grab Clamp is flexible and fast to use thanks to its pincer jaw design and rapid locking and release mechanism. It can be fixed to a wider range of supports than traditional clamps and is suitable for use in TV, video and photographic studios, theatres and rigging structures. The Grab Clamp will hold all kinds of lights, scenery, monitors and much more besides. The Grab Clamp has been designed to be mounted on a wide range of beams, pipes and bars, whether round, square or rectangular in section. It needs no adapter - just open and clamp it.


## C339 GRAB CLAMP

 1,2kg  
2.6lb
  150kg  
330.7lb
  12,5mm  
hole

Supplied without attachment, but with a 12,5mm hole for custom fixings.



## C339BB GRAB CLAMP WITH 16MM BUSHING

 1,35kg  
3lb
  50kg  
110.2lb
  28mm  
1" 1/8

Comes with 16mm bushing complete with push button for extra-safe attachment.



### C339UH

## DOUBLE GRIP HEAD




			
1,95kg 4.3lb	75kg 165.3lb	28mm 1" 1/8	16mm 5/8"

Provided with a universal fixed (non-rotating) head.



### C339SP

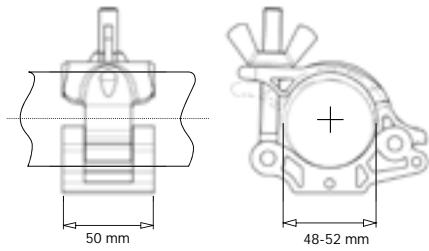
## GRAB CLAMP WITH SPINNING PULLEY

		
1,65kg 3.6lb	150kg 330.7lb	pulley

Fitted with a 100mm diameter pulley to offer a quick and robust hanging point for TV and theatre sceneries.






# LP EYE COUPLER **SYSTEM**



EYE COUPLER family: safer, easier to use and lighter, with the reliability and high performance that you expect from Manfrotto. The new high-performance EYE COUPLER range has been developed with professional users' needs in mind. Improved safety, full TÜV certification, optimised ergonomic and unique design are the key features of new EYE COUPLERS, developed for professionals in entertainment and film industries.






## **C460** LP EYE COUPLER

 0,36kg  
0.8lb
  500kg  
1102.3lb
  13mm  
hole

The base model of LP Eye Coupler for any customised application.






## **C461** LP EYE COUPLER WITH 28MM TV SPIGOT

 0,57kg  
1.3lb
  500kg  
1102.3lb
  28mm  
1" 1/8

Supplied with 28mm spigot for TV/broadcast luminaires.






## **C462** LP EYE COUPLER WITH 16MM SPIGOT

 0,41kg  
0.9lb
  500kg  
1102.3lb
  16mm  
5/8"

Designed with 16mm spigot suitable for lightweight luminaires.



## **C463** LP EYE COUPLER WITH LIFTING RING

 0,55kg  
1.2lb
  300kg  
661.4lb
  eyebolt

Provided with lifting ring for multipurpose use with chains, wires and ropes.









### C464

## LP EYE COUPLER WITH M12 BOLT PLUS NUT




 0,40kg 500kg M12x27  
 0.9lb 1102.3lb

Supplied with M12 bolt and nut for custom solutions.



### C465

## LP EYE COUPLER WITH 28MM BUSHING

 0,84kg 300kg 28mm  
 1.3lb 661.4lb  1" 1/8

Designed with 28mm bushing suitable for 2K+stirrup luminaires.



### C481

## 90° FIXED LP EYE COUPLER

 0,76kg 300kg  
 1.7lb 661.4lb

Twin couplers fixed at 90° for firm, quick and easy interconnection for truss, bars or pipes.



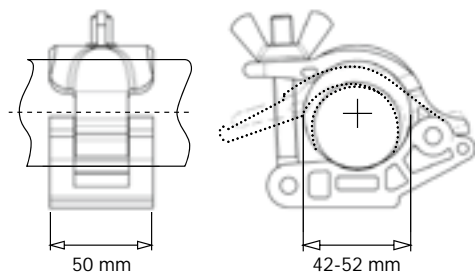
### C482

## SWIVEL LP EYE COUPLER

 0,76kg 300kg  
 1.7lb 661.4lb

Twin couplers free to rotate 360° for firm, quick and easy interconnection for truss, bars or pipes.




# MP EYE COUPLER SYSTEM



MP EYE COUPLERS: wider clamp range from 42 to 52mm and special flattened shape of lower jaw.






## C4460 MP EYE COUPLER

 0,39kg  
 500kg  
 12,5mm hole

The base model of MP Eye Coupler for any customised application.






## C4461 MP EYE COUPLER WITH 28MM TV SPIGOT

 0,60kg  
 500kg  
 28mm  
 1.3lb 1102.3lb 1" 1/8

Supplied with 28mm spigot for TV/broadcast luminaires.




## C4462 MP EYE COUPLER WITH 16MM SPIGOT

 0,44kg  
 500kg  
 16mm  
 1lb 1102.3lb 5/8"

Designed with 16mm spigot suitable for lightweight luminaires.






## C4463 MP EYE COUPLER WITH LIFTING RING

 0,58kg  
 300kg  
 eyebolt  
 1.3lb 661.4lb

Provided with lifting ring for multipurpose use with chains, wires and ropes.






## C4464 MP EYE COUPLER WITH M12 BOLT PLUS NUT

 0,43kg  
 500kg  
 M12x27  
 0.9lb 1102.3lb

Twin couplers fixed parallel for firm, quick and easy interconnection for truss, bars or pipes.




## C4465 MP EYE COUPLER WITH 28MM BUSHING

 0,87kg  
 300kg  
 28mm  
 1.9lb 661.4lb 1" 1/8




Designed with 28mm bushing suitable for 2K+ stirrup luminaires.





#### C4469

### MP EYE COUPLER WITH 16MM BUSHING

 0,52kg  
 500kg  
 16mm  
 1.1lb    1102.3lb    5/8"

Supplied with 16mm spigot for light fixing accessories.

#### C4482

### SWIVEL MP EYE COUPLER

 0,81kg  
 1.8lb

Twin couplers free to rotate 360° for firm, quick and easy coupling of trusses, bars or pipes.

#### C4485


### MP EYE COUPLER SWIVEL AND TILT TRUSS SUPPORT 150-250

 2,78kg  
 28mm  
 6.1lb    1" 1/8

Truss Support Coupler with a tilt/swivel connection to the stand pin. It avoids torsion and mounting problems when lifting a truss using two stands simultaneously. Min. Lenght 150mm (5.9"). Max. Lenght 250mm (9.8").

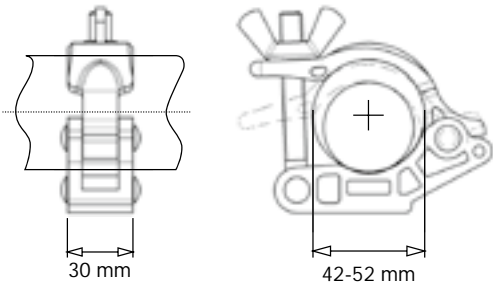
#### C4486

### MP EYE COUPLER SWIVEL AND TILT TRUSS SUPPORT 200-400

 2,85kg  
 28mm  
 6.3lb    1" 1/8

Min. Lenght 200mm (7.9"). Max. Lenght 400mm (15.7").

# MP EYE COUPLER **SYSTEM**



MP SLIM EYE COUPLERS: same features as MP coupler, but narrower in profile and lighter in weight.



## C4560

### SLIM MP EYE COUPLER



0,26kg  
0.6lb



300kg  
661.4lb



12,5mm  
hole

The base model of MP slimlight version Eye Coupler.



## C4564

### MP EYE COUPLER 12MM BOLT + NUT



0,3kg  
0.6lb



300kg  
661.4lb

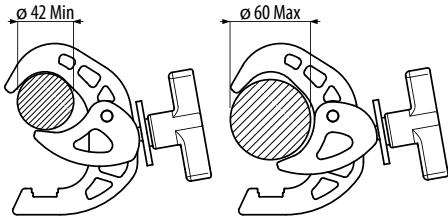


M12x27mm

Supplied with M12 bolt and nut for custom solutions.






# EYE CLAMP SYSTEM



EYE CLAMP diameter goes from 42 to 60 mm.






## C261B BLACK EYE CLAMP

 0,64kg  
 200kg  
 12,5mm hole  
 1.4lb 440.9lb






## C262B BLACK EYE CLAMP 28MM SOCKET

 1,14kg  
 200kg  
 28mm  
 3lb 440.9lb 1" 1/8






## C263B BLACK EYE CLAMP WING NUT

 0,73kg  
 200kg  
 M12x20mm  
 1.6lb 440.9lb






## C264B BLACK EYE CLAMP EYENUT

 0,83kg  
 200kg  
 eyebolt  
 1.8lb 440.9lb



## C265B BLACK EYE CLAMP 28MM SPIGOT

 0,85kg  
 200kg  
 28mm  
 1.9lb 440.9lb 1" 1/8



# TELESCOPIC HANGER SYSTEM

## C825 TELESCOPIC HANGER WITH UNIVERSAL HEAD

121cm 47.6in	201cm 79.1in	5,1kg 11.2lb	10/40kg 22/ 88.2lb	28mm 1" 1/8	16mm 5/8"

Max load with 16mm (5/8") spigot, 10/40kg (22/88.2lb).  
Max load with 28mm (1" 1/8) socket, 40kg (88.2lb).

## C827 LONG TELESCOPIC HANGER WITH UNIVERSAL HEAD

212cm 83.5in	381cm 150in	6,8kg 15lb	10/40kg 22/ 88.2lb	28mm 1" 1/8	16mm 5/8"

Max load with 16mm (5/8") spigot, 10/40kg (22/88.2lb).  
Max load with 28mm (1" 1/8) socket, 40kg (88.2lb).

## C820 TELESCOPIC HANGER WITH STIRRUP


117cm 46.1in	197cm 77.6in	5,4kg 11.9lb	40kg 88.2lb

Luminaire attachment - Stirrup Ø 40mm.

## C822 LONG TELESCOPIC HANGER WITH STIRRUP







210cm 82.7in	379cm 149.2in	6,8kg 15lb	40kg 88.2lb

Luminaire attachment - Stirrup Ø 40mm.



### C888UH

## TELESCOPIC HANGER WITH UNIVERSAL HEAD

					
76cm 29.9in	161cm 63.4in	5,6kg 12.3lb	10/40kg 22/ 88.2lb	28mm 1" 1/8	16mm 5/8"

Max load with 16mm (5/8") spigot, 10/40kg (22/88.2lb).  
Max load with 28mm (1" 1/8) socket, 40kg (88.2lb).



# LIGHTING BOOMS SYSTEM



## D570 EXTENSION ARM WITH SWIVEL PIN

 1,1kg  
 2,4lb
  16mm  
 5/8"

Arm length: 91cm (33.8").  
 16mm (5/8") female stand attachment.

## D570B EXTENSION ARM WITH SWIVEL PIN BLACK FINISH VERSION



## D600 MINI BOOM

 3,6kg  
 7,9lb
  16mm  
 5/8"

Min extension 117cm (46.6").  
 Max load 30kg (66.1lb).  
 Max extension 212cm (83.5").  
 Max load 7kg (15.4lb).  
 16mm (5/8") female stand attachment.

## D600CB MINI BOOM BLACK CHROME FINISH VERSION



## D650 JUNIOR BOOM ARM

 14,8kg  
 32,6lb
  28mm  
 1" 1/8
  16mm  
 5/8"

Min extension 163cm (64.2").  
 Max load 40kg (88.2lb).  
 Max extension 300cm (118.1").  
 Max load 10kg (22lb).  
 28mm (1" 1/8) male stand attachment.



PRODUCTS BELOW ARE AVAILABLE AS OPTIONAL



**172**  
MINI  
COUNTERWEIGHT

  
1,3kg  
2.9lb



**023**  
L-PESO

  
4,3kg  
9.5lb

**022**  
G-PESO

  
6,7kg  
14.8lb

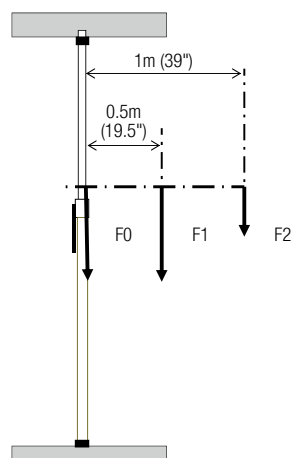


# AUTOPOLE SYSTEM **AUTOPOLE**

Unique cantilever single action locking system exerts pressure to securely wedge the rubber suction cup ends in place. Cantilever system incorporates safety lock. Floor to ceiling, or wall to wall fixing for strong vertical or horizontal support of lighting.

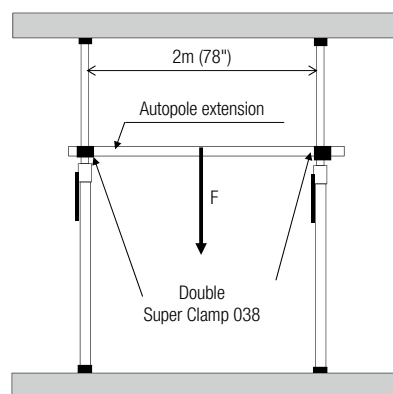
## LOADING LIMITS

The following figures are valid for use with rigid floors and ceilings, and with the protection-cups mounted on the suction-cups.




F0: maximum axial load  
F1: maximum load with 0.5m (19.5") arm  
F2: maximum load with 1m (39") arm

Models	Load		
	F0	F1	F2
032	30kg / 66lb	30kg / 66lb	15kg / 33lb
076	30kg / 66lb	30kg / 66lb	15kg / 33lb
077	30kg / 66lb	30kg / 66lb	15kg / 33lb
432-2.7	24kg / 52lb	24kg / 52lb	12kg / 26lb
432-3.7	24kg / 52lb	24kg / 52lb	12kg / 26lb



Models	Load
	F
032	20kg / 44lb
076	20kg / 44lb
077	20kg / 44lb
432-2.7	20kg / 44lb
432-3.7	20kg / 44lb


**077**  
**AUTOPOLE**

 1,5kg  
3.3lb

Extends from 100cm (39.4") to 170cm (66.9").  
Pole Ø: 45mm and 40mm.

**077B**  
**AUTOPOLE**  
BLACK FINISH VERSION


**076**  
**AUTOPOLE**

 1,83kg  
4lb

Extends from 150cm (59.1") to 270cm (106.3").  
Pole Ø: 45mm and 40mm.

**076B**  
**AUTOPOLE**  
BLACK FINISH VERSION

**032**  
**AUTOPOLE**

 2,2kg  
4.9lb

Extends from 210cm (82.7") to 370cm (145.7").  
Pole Ø: 45mm and 40mm.

**032B**  
**AUTOPOLE**  
BLACK FINISH VERSION



**432-2.7**  
AUTOPOLE 2



2,23kg  
4.9lb

Two position variable thrust.  
Extends from 150cm (59.1") to 270cm (106").  
Pole Ø: 45mm and 40mm.

**432-2.7B**  
AUTOPOLE 2  
BLACK FINISH VERSION

**432-3.7**  
AUTOPOLE 2



2,6kg  
5.7lb

Two position variable thrust. Extends  
from 210cm (82.7") to 370cm (145.7").  
Pole Ø: 45mm and 40mm.

**432-3.7B**  
AUTOPOLE 2  
BLACK FINISH VERSION

**332-3.7**  
MINI AUTOPOLE



1,38kg  
3lb

Extends from 210cm (82.7") to 370cm  
(145.7").  
Pole Ø: 35mm and 32mm.

**332-3.7B**  
MINI AUTOPOLE  
BLACK FINISH VERSION



432-2.7

432-3.7

332-3.7

# AUTOPOLE SYSTEM **AUTOPOLE ACCESSORIES**



## **032BASE** AUTOPOLE BASE

    
1,2cm 86cm 126kg  
2.6in 33.9in 49.6lb

For tubes: Ø 45mm.  
Legs Ø: 22mm.

## **032BASEB** AUTOPOLE BASE BLACK FINISH VERSION

## **032SPL** AUTOPOLE SPIRIT LEVEL

ESpirit level for use on Autopole®, or on tubes of 25mm to 60mm diameter.




## **032PC** AUTOPOLE PROTECTION CAPS

Set of four protection caps for rubber feet with inner hole.  
Ø: 16.5mm.  
Suitable for use with all Autopoles except Midi Autopole®  
332 and Mini Pole 170.




**034**  
EXTENSION TUBE

 0,53kg  
1.2lb

Autopole® Extension tube. Ø: 40mm.  
Length: 1,5m (59.1").  
Suitable for Autopole2® and Autopole®.

**034B**  
EXTENSION TUBE  
BLACK FINISH VERSION

**033**  
EXTENSION TUBE

 0,69kg  
1.5lb

Autopole® Extension tube. Ø: 40mm.  
Length: 2m (78.7").  
Suitable for Autopole2® and Autopole®.

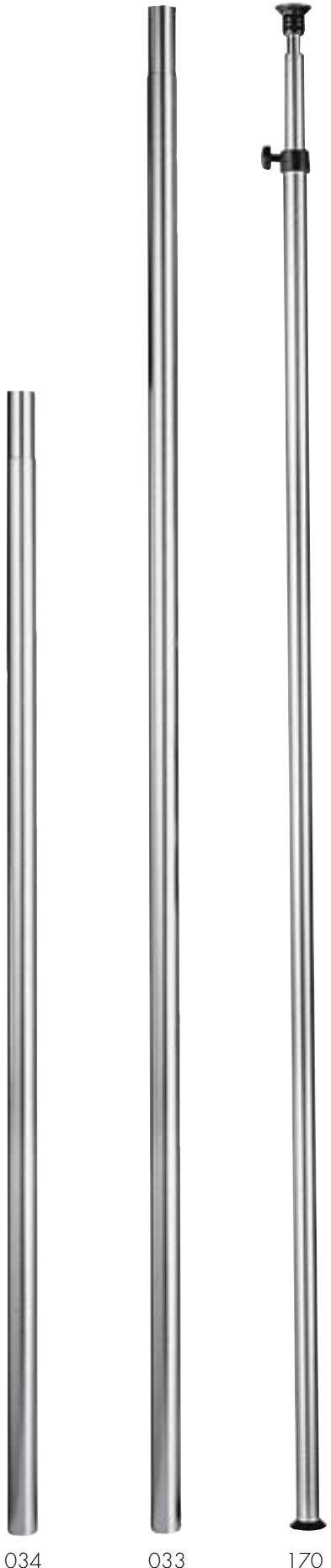
**033B**  
EXTENSION TUBE  
BLACK FINISH VERSION

**170**  
MINI POLE

 0,87kg  
1.9lb

Spring loaded mini pole.  
Extends from 175cm (68.9") to 330cm (129.9).  
Post Ø: 25mm and 28mm.

**170**  
MINI POLE  
BLACK FINISH VERSION



034                      033                      170

# ARMS SYSTEM



**F900**  
**BABY TRIPLE HEADER**  
**5X16MM PIN / 16MM SOCKET**



1,3kg  
 2.9lb

Length: 65cm (25.6").



**169**  
**FIVE SOCKET BRACKET**



6,10kg  
 13.4lb



50kg\*  
 110.2lb



28mm  
 1" 1/8



28mm  
 1" 1/8

100cm (39.4") long T Bar with 5x28mm sockets for attaching up to 5 lighting fixtures. Designed to fit on stand or bracket with 28mm socket. \*When load on one side only, max load capacity: 15kg (33.1lb).



**F1200**  
**COLUMN ARM**



3,1kg  
 6.8lb



10kg  
 22lb




16mm  
 5/8"



28mm  
 1" 1/8

Length: 51cm (20.1").



**F600**  
**BABY OFFSET ARM/TWIN**  
**16MM PIN / 16MM SOCKET**

		
0,7kg 1.5lb	16mm 5/8"	16mm 5/8"

Length: 38cm (15").







**F100**  
**JUNIOR OFFSET ARM**  
**28MM PIN / 28MM SOCKET**

		
1,5kg 3.3lb	28mm 1" 1/8"	28mm 1" 1/8"

Length: 50cm (19.7").



**D244N**  
**VARIABLE FRICTION ARM**



			
1,06kg 2.3lb	3kg 6.6lb	16mm 5/8"	16mm 5/8"

Articulated arm with large locking knob to lock all 3 movements.

# PUMP CUP SYSTEM



**F1000**  
PUMP CUP WITH 16MM  
BABY SWIVEL SPIGOT

 1,1kg  
 2kg  
 16mm  
 2.4lb    4.4lb    5/8"

Ideal for mounting small lights and camera systems onto flat, non-porous surfaces such as glass. A perfect tool for rigging car shoots.





**F1100**  
PUMP CUP WITH 16MM  
BABY FIXED SPIGOT

 0,7kg  
 2kg  
 16mm  
 1.5lb    4.4lb    5/8"

Like the F1000, but with a fixed baby pin for added stability.



**F809**  
BABY PLATE WITH 90° PIN

 0,65kg  
 16mm  
 1.4lb    5/8"

When a light stand or a clamp cannot be used to support fixtures, this baby plate with a right angle can be mounted on the wall.




**F800**  
3" BABY WALL PLATE

 0,4kg  
 16mm  
 0.9lb    5/8"

Baby plates allow for the quick mounting of fixtures in places where light stands and clamps cannot be used. Length 3".





**F805**  
6" BABY WALL PLATE

 0,72kg  
 16mm  
 1.6lb    5/8"

Baby plates allow for the quick mounting of fixtures in places where light stands and clamps cannot be used. Length 6".




**F808**  
9" BABY WALL PLATE

 0,85kg  
 16mm  
 1.9lb    5/8"

Baby plates allow for the quick mounting of fixtures in places where light stands and clamps cannot be used. Length 9".





**F301**  
BABY WALL PLATE


 0,4kg  
0.9lb


 16mm  
5/8"

Baby plates allow for the quick mounting of fixtures in places where light stands and clamps cannot be used.




**F300**  
JUNIOR WALL PLATE

 0,68kg  
1.5lb

 28mm  
1" 1/8"

A wall plate with a junior receiver to mount larger fixtures.



**F810**  
BABY PLATE WITH 16MM  
SWIVEL SPIGOT

 0,8kg  
1.8lb

 16mm  
5/8"

Unique to the Avenger line, this baby plate allows fixtures to be fine-tuned with the built in swiveling baby pin.

# ACCESSORIES





## ACCESSORIES

**027**

### STAND HOLDER



2,8kg  
5.7lb

Holder for 8 light stands.  
Width: 115cm.  
Distance between fixing holes: 64.4cm.  
Depth: 19cm.



**A9000N**

### BRAKED WHEELS



3,3kg  
7.3lb



90kg  
198.4lb

Ø: 100mm for 25x25mm  
square legs. Set of three.



**A9000NB**

### BRAKED WHEELS

BLACK FINISH VERSION

**C155**

### SAFETY CABLE

Diameter 4mm. Length 100cm (39.4").

**C155-01**


### SAFETY CABLE

Diameter 3,5mm. Length 70cm (27.6").

**C155-02**

### SAFETY CABLE

Diameter 5mm. Length 70cm (27.6").



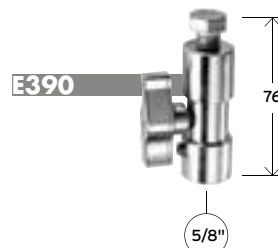
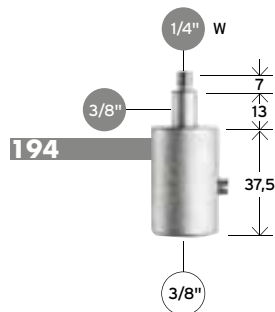
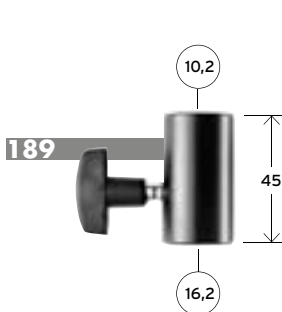
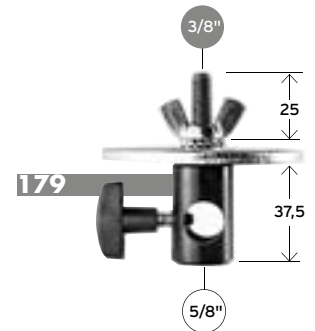
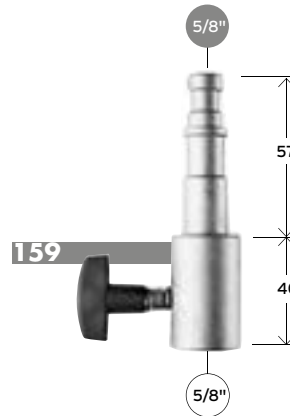
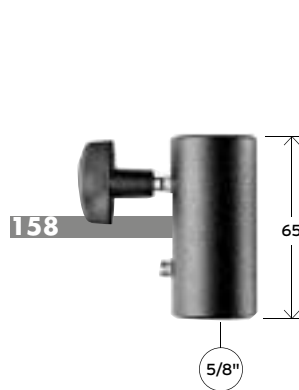
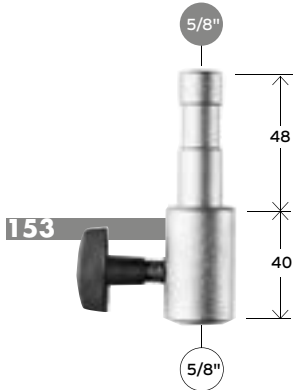
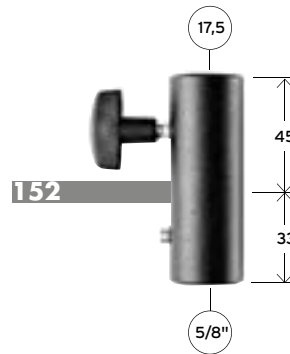
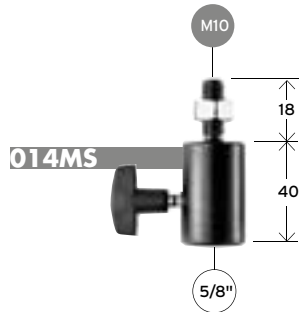
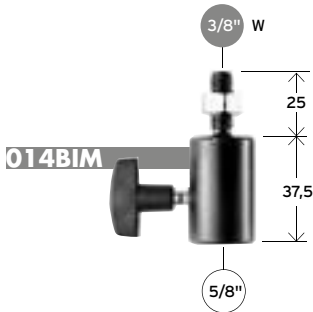
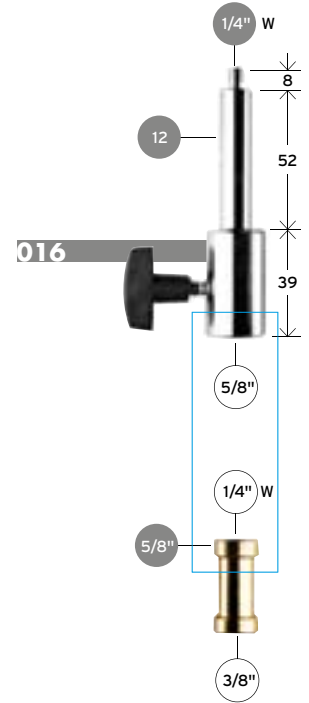
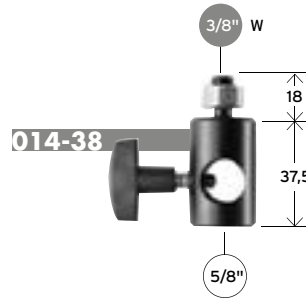
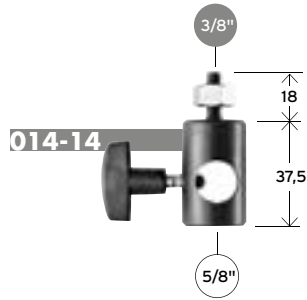
# 16mm - 5/8" FEMALE ADAPTERS

All measurements shown are metric unless otherwise stated.

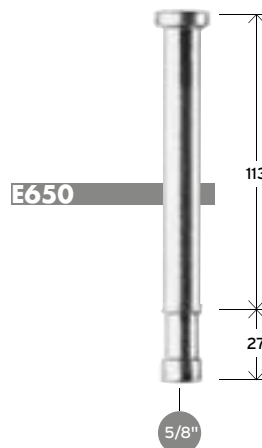

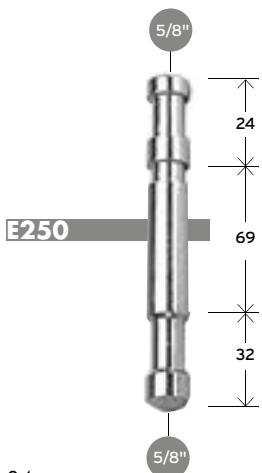
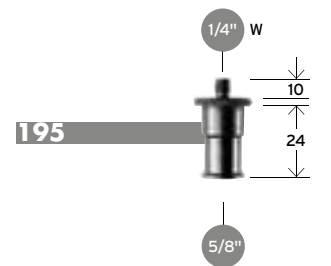
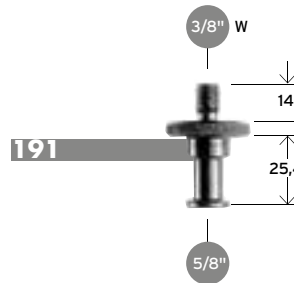
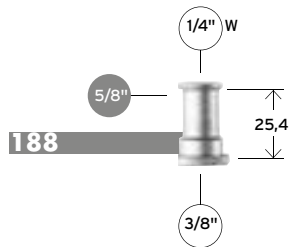
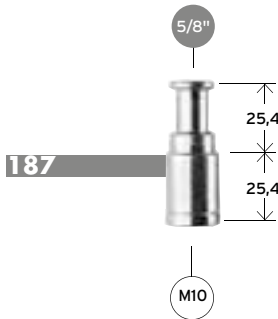
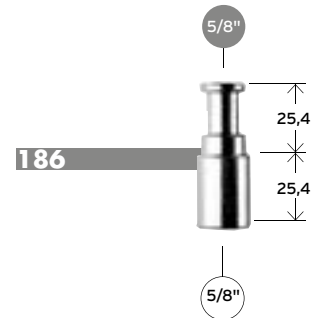
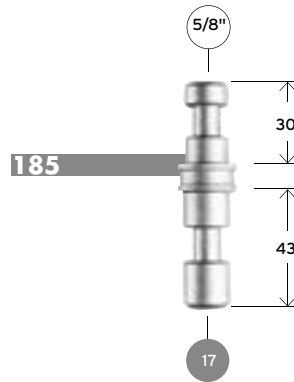
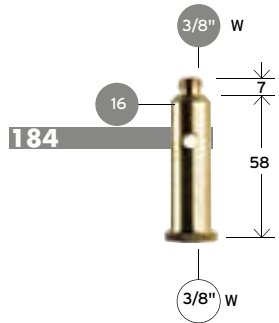
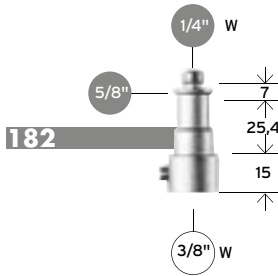
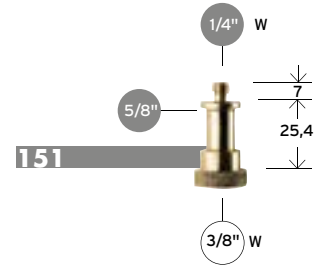
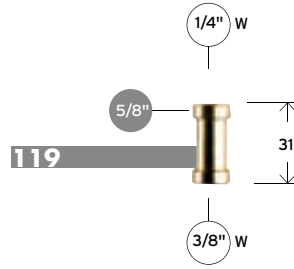
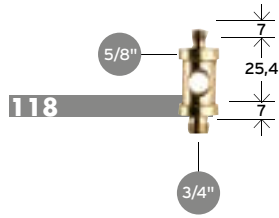
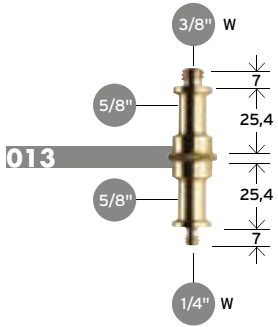
5/8" Indicates an external thread or stud diameter

5/8" Indicates an internal thread or socket diameter

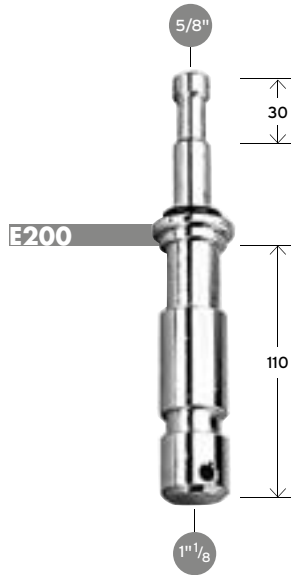
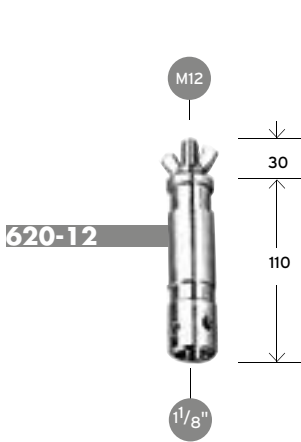
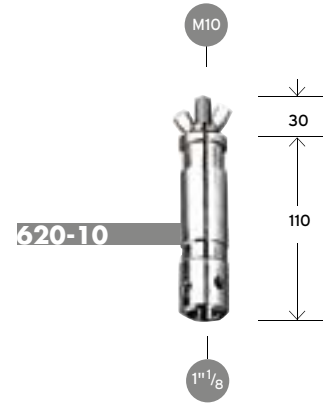
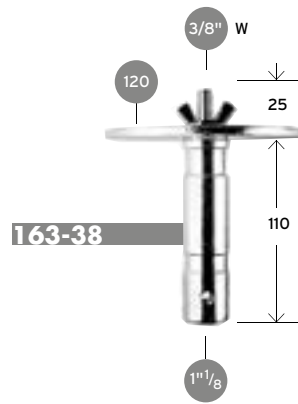
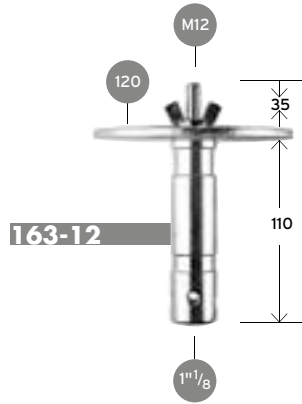
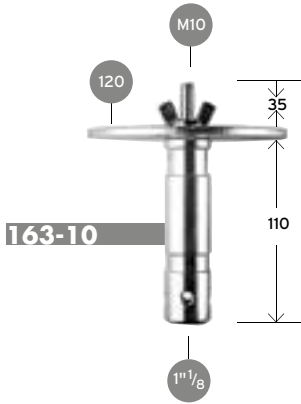
W Whitworth thread



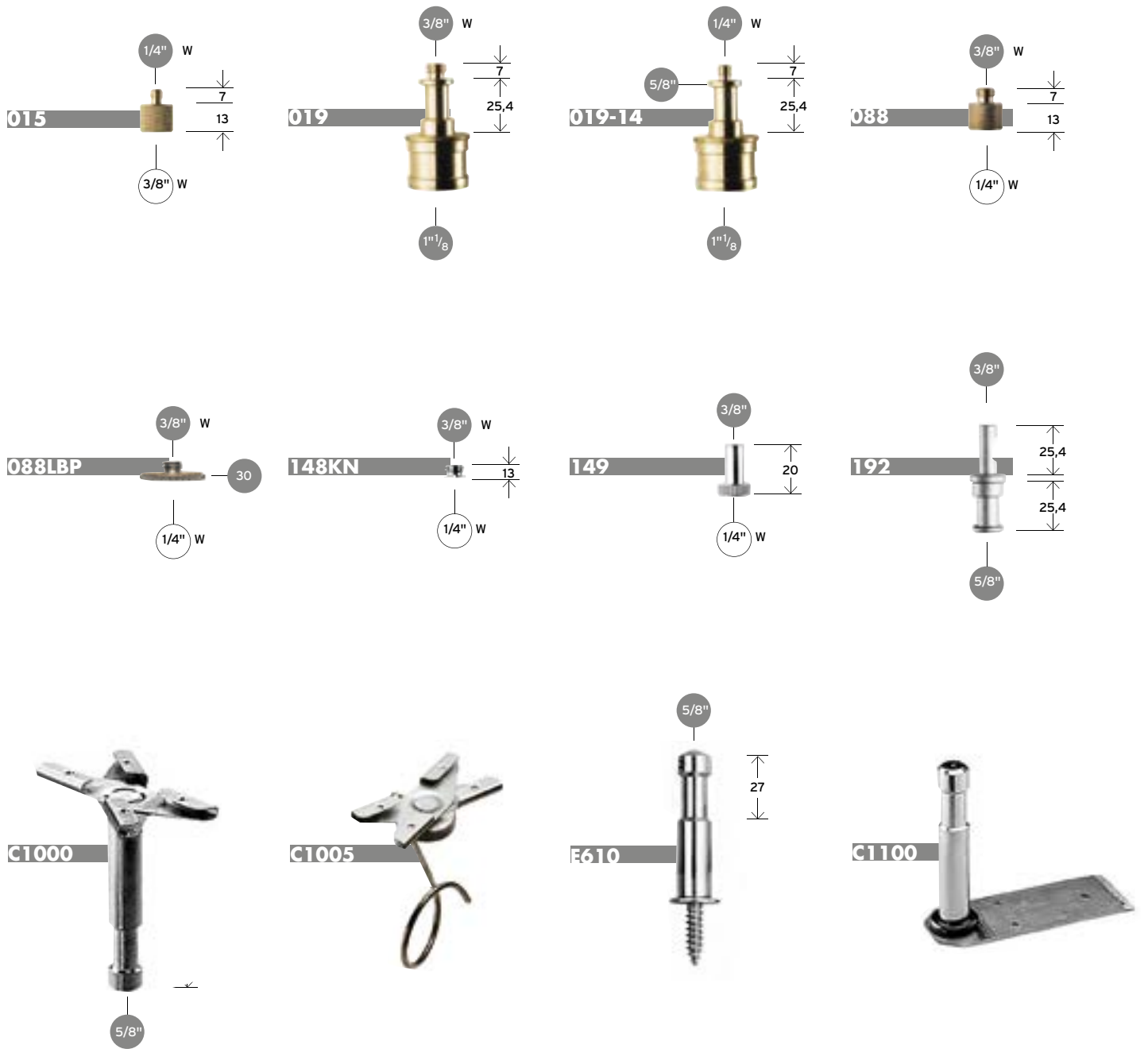
# 16mm 5/8" MALE ADAPTERS



# 28mm 1" 1/8 MALE ADAPTERS

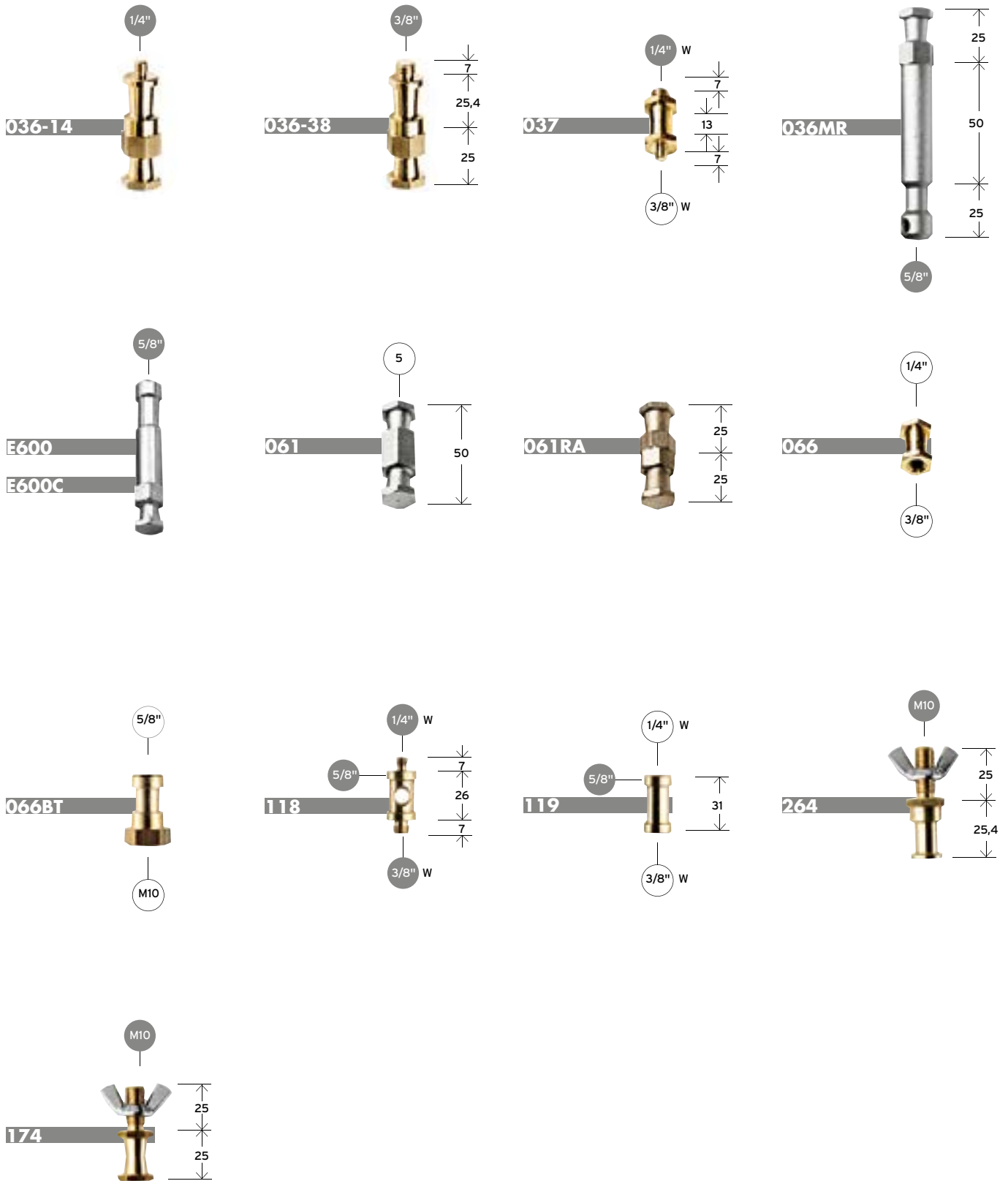


# SPECIAL ADAPTERS

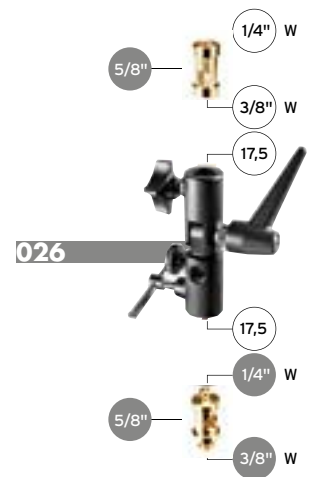
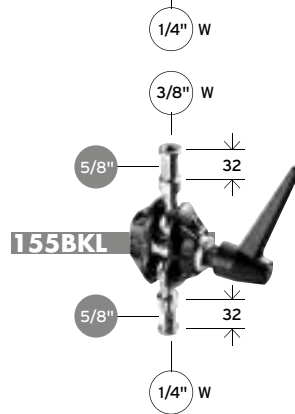





# SUPER CLAMP ADAPTERS



# SWIVELLING ADAPTERS





# INDEX

art	description	page	art	description	page	art	description	page
<b>013</b>	16MM MALE ADAPTER	84	<b>185</b>	16MM MALE ADAPTER	84	<b>A2018FJCB</b>	C-STAND 18 BLACK CHROME FINISH JAPANESE VERSION	11
<b>014-14</b>	16MM FEMALE ADAPTER	83	<b>186</b>	16MM MALE ADAPTER	84	<b>A2025F</b>	C-STAND 25 CHROME FINISH VERSION	11
<b>014-38</b>	16MM FEMALE ADAPTER	83	<b>187</b>	16MM MALE ADAPTER	84	<b>A2025L</b>	C-STAND 25 SLIDING LEG CHROME FINISH VERSION	11
<b>014BIM</b>	16MM FEMALE ADAPTER	83	<b>188</b>	16MM MALE ADAPTER	84	<b>A2025LCB</b>	C-STAND 25 SLIDING LEG BLACK CHROME FINISH VERSION	11
<b>014MS</b>	16MM FEMALE ADAPTER	83	<b>189</b>	16MM MALE ADAPTER	83	<b>A2025LJ</b>	C-STAND 25 SLIDING LEG CHROME FINISH JAPANESE VERSION	11
<b>015</b>	SPECIAL ADAPTER	86	<b>191</b>	16MM MALE ADAPTER	84	<b>A2025LJCB</b>	C-STAND 25 SLIDING LEG BLACK CHROME FINISH JAPANESE VERSION	11
<b>016</b>	16MM FEMALE ADAPTER	83	<b>192</b>	SPECIAL ADAPTER	86	<b>A2030DCBKIT</b>	C-STAND KIT 30 DETACHABLE BLACK CHROME FINISH VERSION	13
<b>019</b>	SPECIAL ADAPTER	86	<b>194</b>	16MM FEMALE ADAPTER	83	<b>A2030DKIT</b>	C-STAND KIT 30 DETACHABLE CHROME FINISH VERSION	13
<b>019-14</b>	SPECIAL ADAPTER	86	<b>195</b>	16MM MALE ADAPTER	84	<b>A2033F</b>	C-STAND 33 CHROME FINISH VERSION	11
<b>022</b>	G-PESO	71	<b>264</b>	SUPER CLAMP ADAPTER	87	<b>A2033FCB</b>	C-STAND 33 BLACK CHROME FINISH VERSION	11
<b>023</b>	L-PESO	71	<b>332-3.7</b>	MINI AUTOPOLE	73	<b>A2033FCBKIT</b>	C-STAND KIT 33 BLACK CHROME FINISH VERSION	13
<b>026</b>	SWIVELLING ADAPTER	88	<b>332-3.7B</b>	MINI AUTOPOLE BLACK FINISH VERSION	73	<b>A2033FKIT</b>	C-STAND KIT 33 CHROME FINISH VERSION	13
<b>027</b>	STAND HOLDER	37, 82	<b>432-2.7</b>	AUTOPOLE 2	73	<b>A2033L</b>	C-STAND 33 SLIDING LEG CHROME FINISH VERSION	11
<b>032</b>	AUTOPOLE	72	<b>432-2.7B</b>	AUTOPOLE 2 BLACK FINISH VERSION	73	<b>A2033LCB</b>	C-STAND 33 SLIDING LEG BLACK CHROME FINISH VERSION	11
<b>032B</b>	AUTOPOLE BLACK FINISH VERSION	72	<b>432-3.7</b>	AUTOPOLE 2	73	<b>A2033LJ</b>	C-STAND 33 SLIDING LEG CHROME FINISH JAPANESE VERSION	11
<b>032BASE</b>	AUTOPOLE BASE	74	<b>432-3.7B</b>	AUTOPOLE 2 BLACK FINISH VERSION	73	<b>A2033LKIT</b>	C-STAND KIT 33 SLIDING LEG CHROME FINISH VERSION	13
<b>032BASEB</b>	AUTOPOLE BASE BLACK FINISH VERSION	74	<b>620-10</b>	28MM MALE ADAPTER	85	<b>A2033LJCB</b>	C-STAND 33 SLIDING LEG BLACK CHROME FINISH JAPANESE VERSION	11
<b>032PC</b>	AUTOPOLE PROTECTION CAPS	74	<b>620-12</b>	28MM MALE ADAPTER	85	<b>A3042CS</b>	OVER-HEAD STAND 42	34
<b>032SPL</b>	AUTOPOLE SPIRIT LEVEL	74	<b>A0003</b>	BACKLITE BABY STAND	18	<b>A3043CS</b>	OVER-HEAD STAND 43 WITH BRAKED WHEELS	34
<b>033</b>	EXTENSION TUBE	75	<b>A0010</b>	BABY STAND 10	18	<b>A3056CS</b>	WIDE BASE OVERHEAD STAND 56	35
<b>033B</b>	EXTENSION TUBE BLACK FINISH VERSION	75	<b>A0010J</b>	BABY STAND 10 JAPANESE VERSION	18	<b>A3058CS</b>	OVERHEAD STAND 58 WITH BRAKED WHEELS	34
<b>034</b>	EXTENSION TUBE	75	<b>A0017</b>	BABY STAND 17	18	<b>A3059CS</b>	OVERHEAD STAND 59	34
<b>034B</b>	EXTENSION TUBE BLACK FINISH VERSION	75	<b>A0025B</b>	ALU BABY STAND 25	18	<b>A3065CS</b>	WIDE BASE OVERHEAD STAND 65	35
<b>036-14</b>	SUPER CLAMP ADAPTER	87	<b>A0030B</b>	ALU BABY STAND 30	19	<b>A4039</b>	STEEL BOOM STAND 39	24
<b>036-38</b>	SUPER CLAMP ADAPTER	87	<b>A0030CS</b>	STEEL BABY STAND 30	19	<b>A4041B</b>	ALU BOOM STAND 41	24
<b>036MR</b>	SUPER CLAMP ADAPTER	87	<b>A0035B</b>	ALU BABY STAND 35	19	<b>A4050CS</b>	STEEL BOOM STAND 50	25
<b>037</b>	SUPER CLAMP ADAPTER	87	<b>A0035CS</b>	STEEL BABY STAND 35	19	<b>A5012</b>	ROLLER STAND 12 FOLDING BASE	23
<b>061</b>	SUPER CLAMP ADAPTER	87	<b>A0040B</b>	ALU BABY STAND 40	19	<b>A5017</b>	ROLLER STAND 17 FOLDING BASE	22
<b>061RA</b>	SUPER CLAMP ADAPTER	87	<b>A0040CS</b>	STEEL BABY STAND 40	19	<b>A5029</b>	ROLLER STAND 29 LOW BASE	22
<b>066</b>	SUPER CLAMP ADAPTER	87	<b>A0045B</b>	ALU BABY STAND 45	19	<b>A5033</b>	ROLLER STAND 33 FOLDING BASE	22
<b>066BT</b>	SUPER CLAMP ADAPTER	87	<b>A0045CS</b>	STEEL BABY STAND 45	19	<b>A5034</b>	ROLLER STAND 34 LOW BASE	23
<b>076</b>	AUTOPOLE	72	<b>A1010CS</b>	STEEL COMBO STAND 10	20	<b>A5036CS</b>	ROLLER STAND 36 LOW BASE	23
<b>076B</b>	AUTOPOLE BLACK FINISH VERSION	72	<b>A1020B</b>	ALU COMBO STAND 20	20	<b>A5042CS</b>	ROLLER STAND 42 LOW BASE	23
<b>077</b>	AUTOPOLE	72	<b>A1020CS</b>	STEEL COMBO STAND 20	20	<b>A5034</b>	ROLLER STAND 34 LOW BASE	23
<b>077B</b>	AUTOPOLE BLACK FINISH VERSION	72	<b>A1035B</b>	ALU COMBO STAND 35	20	<b>A5043</b>	ROLLER STAND 43 LOW BASE	22
<b>087WBK</b>	WIND-BRACING KIT	37	<b>A1035CS</b>	STEEL COMBO STAND 35	20	<b>A9000NB</b>	BRAKED WHEELS BLACK FINISH VERSION	20, 25, 37, 82
<b>088</b>	SPECIAL ADAPTER	86	<b>A1045B</b>	ALU COMBO STAND 45	20	<b>B150</b>	STRATO SAFE CRANKUP	30
<b>088LBP</b>	SPECIAL ADAPTER	86	<b>A1045CS</b>	STEEL COMBO STAND 45	20	<b>B6026CS</b>	WIND UP STAND 26	26
<b>118</b>	16MM MALE ADAPTER	84, 87	<b>A2007</b>	C-STAND MINI BASE CHROME FINISH VERSION	12	<b>B6029X</b>	STAINLESS LOW BASE SUPER WIND UP 29 STAND	28
<b>119</b>	16MM MALE ADAPTER	84, 87	<b>A2007CB</b>	C-STAND MINI BASE BLACK CHROME FINISH VERSION	12	<b>B6030CS</b>	LOW BASE WIND UP STAND 30	27
<b>143F</b>	FORK	44	<b>A2009</b>	C-STAND BASE CHROME FINISH VERSION	12	<b>B6039CS</b>	WIND UP STAND 39	27
<b>148KN</b>	SPECIAL ADAPTER	86	<b>A2009CB</b>	C-STAND BASE BLACK CHROME FINISH VERSION	12	<b>B6040X</b>	STAINLESS STEEL SUPER WIND UP 40 STAND	29
<b>149</b>	SPECIAL ADAPTER	86	<b>A2014</b>	C-STAND COLUMN 14 CHROME FINISH VERSION	12	<b>B70XXFFW</b>	FOAM FILL WHEEL SET FOR LONG JOHN SILVER	31
<b>151</b>	16MM MALE ADAPTER	84	<b>A2014CB</b>	C-STAND COLUMN 14 BLACK CHROME FINISH VERSION	12	<b>B7018</b>	STRATO SAFE STAND 18	30
<b>152</b>	16MM FEMALE ADAPTER	83	<b>A2016D</b>	C-STAND 16 DETACHABLE CHROME FINISH VERSION	10	<b>B7034FF</b>	LONG JOHN SILVER JUNIOR STAND WITH FOAM FILL WHEELS	33
<b>153</b>	16MM FEMALE ADAPTER	83	<b>A2016DCB</b>	C-STAND 16 DETACHABLE BLACK CHROME FINISH VERSION	10	<b>B7043CS</b>	STRATO SAFE STAND 43	31
<b>155</b>	SWIVELLING ADAPTER	88	<b>A2018L</b>	C-STAND 18 SLIDING LEG CHROME FINISH VERSION	11	<b>B7047CS</b>	STRATO SAFE STAND 47	31
<b>155BKL</b>	SWIVELLING ADAPTER	88	<b>A2018LCB</b>	C-STAND 18 SLIDING LEG BLACK CHROME FINISH VERSION	11	<b>B7057FF</b>	LONG JOHN SILVER STAND WITH FOAM FILL WHEELS	32
<b>158</b>	16MM FEMALE ADAPTER	83	<b>A2018LJ</b>	C-STAND 18 SLIDING LEG CHROME FINISH JAPANESE VERSION	11	<b>B9000</b>	HARD WHEEL SET FOR STRATO SAFE	31
<b>159</b>	16MM FEMALE ADAPTER	83	<b>A2018LJCB</b>	C-STAND 18 SLIDING LEG BLACK CHROME FINISH JAPANESE VERSION	11	<b>B9000P</b>	HARD FILLED WHEEL SET FOR STRATO SAFE	31
<b>163-10</b>	28MM MALE ADAPTER	85	<b>A2020</b>	C-STAND COLUMN 20 CHROME FINISH VERSION	12	<b>C100</b>	JUNIOR PIPE CLAMP WITH 28MM SOCKET	56
<b>163-12</b>	28MM MALE ADAPTER	85	<b>A2020CB</b>	C-STAND COLUMN 20 BLACK CHROME FINISH VERSION	12	<b>C150</b>	SWIVELLING "C" CLAMP	57
<b>163-38</b>	28MM MALE ADAPTER	85	<b>A2020JCB</b>	C-STAND COLUMN 20 BLACK CHROME FINISH JAPANESE VERSION	12	<b>C155</b>	SAFETY CABLE	55, 82
<b>169</b>	FIVE SOCKET BRACKET	76	<b>A2022D</b>	C-STAND 22 DETACHABLE CHROME FINISH VERSION	10	<b>C155-01</b>	SAFETY CABLE	55, 82
<b>170</b>	MINI POLE	75	<b>A2022DCB</b>	C-STAND 22 DETACHABLE BLACK CHROME FINISH VERSION	10	<b>C155-02</b>	SAFETY CABLE	55, 82
<b>170B</b>	MINI POLE BLACK FINISH VERSION	75	<b>A2029</b>	C-STAND COLUMN 29 CHROME FINISH VERSION	12	<b>C210</b>	BABY PIPE CLAMP WITH 16MM STUD	56
<b>172</b>	MINI COUNTERWEIGHT	71	<b>A2029CB</b>	C-STAND COLUMN 29 BLACK CHROME FINISH VERSION	12	<b>C261B</b>	BLACK EYE CLAMP	67
<b>174</b>	SUPER CLAMP ADAPTER	87	<b>A2030D</b>	C-STAND 30 DETACHABLE CHROME FINISH VERSION	10	<b>C262B</b>	BLACK EYE CLAMP 28MM SOCKET	67
<b>179</b>	16MM FEMALE ADAPTER	83	<b>A2030DCB</b>	C-STAND 30 DETACHABLE BLACK CHROME FINISH VERSION	10	<b>C263B</b>	BLACK EYE CLAMP WING NUT	67
<b>182</b>	16MM MALE ADAPTER	84	<b>A2018F</b>	C-STAND 18 CHROME FINISH VERSION	11	<b>C264B</b>	BLACK EYE CLAMP EYENUT	67
<b>184</b>	16MM MALE ADAPTER	84	<b>A2018FCB</b>	C-STAND 18 BLACK CHROME FINISH VERSION	11	<b>C265B</b>	BLACK EYE CLAMP 28MM SPIGOT	67



## KEY TO SYMBOLS



Minimum height



Maximum height



Closed length



Footprint diameter



Weight



Spigot size



Socket size



Grip head size



Suggested wheels



Maximum evenly distributed load on level ground



Gravity cast



TÜV SUD Certification

Avenger products are warranted to be fit for the purpose for which they have been designed, and to be free from defects in materials and workmanship.

**AVENGER "STANDARD LIMITED WARRANTY".**  
The validity period of the Standard Limited Warranty is defined by applicable law in the country, state or region where the product is sold. The instruction manual accompanying the product should be read carefully and the safety instructions followed to avoid accident or damage to the product or its user. This warranty does not cover any defects or costs caused by misuse and subsequent damage. Misuse is defined by, but not limited to, the cases described here below:

Modification, alteration, repair or service of this product by anyone other than an Avenger authorized agent.

Physical abuse to, overloading of, or misuse of, the product or operation thereof in a manner contrary to the instructions accompanying the product.

Failure to comply with care and maintenance instructions accompanying the product.

Any use of the product other than that for which it was designed.

Shipment of the product to the Avenger service department.

For more information on the warranty term in your country access to spare parts and other services please contact your local Country Distributor. For any information please visit [www.avengergrip.com](http://www.avengergrip.com)

### WARRANTY EXTENSION

Selected Avenger Products are eligible for a free Limited Conventional Warranty Extension from the date of purchase upon Online Product Registration. By simply registering your purchase with us, your product will receive the warranty extension, if applicable.

Please go to [www.manfrotto.com](http://www.manfrotto.com) into the warranty area of the website and register your product.

Whilst every effort has been made to ensure that the information contained within this catalogue is correct, Manfrotto accepts no liability for errors or omissions. Technical specifications and data are provided for guidance only. All rights are strictly reserved. Products shown in this catalogue are protected by international patents, while this publication (in whole or in part) without written consent from Avenger is strictly forbidden and punishable by law. Because we constantly aim to improve our products, we reserve the right to amend or alter at any time and without prior notice the specifications of any item detailed in this publication.



